



浙江瑞丰五福气动工具有限公司
ZHEJIANG REFINE WUFU AIR TOOLS CO.,LTD.

MANUFACTURER & EXPORTER

- Factory Address: No. 100, Fugang Rd., Shangma Ind. Zone, Shitang Town, Wenling, Zhejiang Prov., 317513, China.
- I & E DEPARTMENT
Tel:0086-576-86911352 86917000 86913200 86917111
Fax:0086-576-86913578 86917006

Http://www.wufutools.com
Email:plg@wufutools.com



WUFU AIR TOOLS 2024-2025 CATALOGUE



WUFU AIR TOOLS

AIR TOOLS EXPERT

TRUSTED BY PROFESSIONALS
SINCE 1979

WWW.WUFUTOOLS.COM



To supply whole solutions of paint spraying equipments
and pneumatic tools for WUFU partners.

[Http://www.wufutools.com](http://www.wufutools.com)



**WE ARE DEDICATED
TO MAKING QUALITY TOOLS**

浙江瑞丰五福气动工具有限公司
ZHEJIANG REFINE WUFU AIR TOOLS CO.,LTD.

One Of Chinese Leading Manufacturers & Brands



To supply whole solutions of paint spraying equipments
and pneumatic tools for WUFU partners.

[Http://www.wufutools.com](http://www.wufutools.com)

ABOUT US

ZHEJIANG REFINE WUFU AIR TOOLS CO.,LTD.(FORMER WENLING SHINIAN HARDWARE FACTORY) was set up in 1979. It's a professional air tools manufacturer in China which occupies an area of 66670 square meters with fixed assets valued USD 2.5 million. At present, it has more than 600 staffs, including with 80 engineers and technicians. The production capacity is about 12 million pieces per year.

WUFU are specialized in export of various of spray guns, pneumatic tools, water guns, air dusters, grease injectors and so on. Most of our products are exported to Europe, America, Asia, Australia etc. and we've won good reputation from our customers till now.

To ensure the stability and high quality of our products, WUFU owns more than 800 sets of professional machines such as CNC machines, CNC Machining centers and so on. All of WUFU products performs 100% test and AQL0.65 quality control during production. WUFU products also passed CE, GS, ROHS, PAHS,ETL, and ETL etc. and the factory had been approved ISO9001 quality management system certification. Through our effort, WUFU has created brands of "WUFU" and "PICASSO" etc. , which are well-known both in China and abroad.

WUFU has gained many honor titles during the past years. Such as good quality management awarded by the Agricultural Ministry, an enterprise of credit rating AAA, National High-tech Enterprise and designated as Zhejiang Enterprise Technology center etc. WUFU brand was awarded with ZHEJIANG and CHINA famous trademark.

We, as one of the first leading air tools manufacturers in China. With the aim of QUALITY IS FIRST, CUSTOMER IS SATISFIED, hope to cooperate with you to create great future together!

Image of the New Factory

Construction area: 58000M²

Occupying area: 66670M²

Located in the south-east of China, Wenling, Zhejiang

*4H from SHANGHAI by railway, 2H from WENZHOU airport by car
2H from NINGBO airport by car, 1H from TAIZHOU airport by car*



ENTERPRISE HISTORY



To supply whole solutions of paint spraying equipments
and pneumatic tools for WUFU partners.

[Http://www.wufutools.com](http://www.wufutools.com)

OUR STRENGTHS

Capacity

1,000,000pcs per month
Annual turnover reached at more than USD 50 million.

Quality Control

Strictly conduct ISO9001 quality management system.
Products passed CE, GS, ETL etc.
With principle of QUALITY FIRST, implement 100% inspection


Top Equipments

More than 800 sets equipments incl.
CNC machines, Machining Centers,
Auto process machines etc.


Technology

More than 50 R&D technicians
Insist on continuous technology innovation
and focus on producing quality tools.

ISO14001 Intertek GS CE ETL ROHS PAHS



Automatic Machines



CNC Equipments



Inspecting & Measuring Instruments



Digital Projector



Main Product Categories

Pneumatic tools Series

Paint sprayers & equipments Series

Spray guns Series



INSIST ON TECHNOLOGICAL INNOVATION
PRODUCE HIGH QUALITY PRODUCTS
PROVIDE QUALITY SERVICES
TO SATISFY THE CUSTOMERS

To supply whole solutions of
paint spraying equipments
and pneumatic tools for
WUFU partners.

[Http://www.wufutools.com](http://www.wufutools.com)

Contents

01-39 Pneumatic Tools



40-53 Pneumatic Tool Kits




54-65 Airless Paint Sprayers



66-68 Electric Paint Sprayers



73-102 Spray Guns




103-105 Hopper Gun & Pressure Tanks



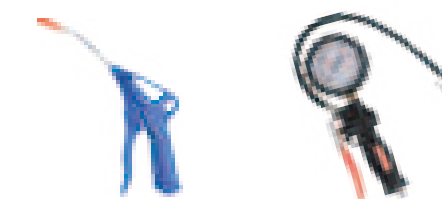
106-115 Spray Gun Kits



116-117 Air Brush & Mini Compressors



118-124 Blow Gun & Inflating Guns




125-127 Washing Gun & Sandblast Guns



128 Foam Gun & Grease Gun



129-140 Air Tools Accessories&Lithium tools





To supply whole solutions of paint spraying equipments and pneumatic tools for WUFU partners.

[Http://www.wufutools.com](http://www.wufutools.com)

[Http://www.chinasprayguns.com](http://www.chinasprayguns.com)

PNEUMATIC TOOLS

Durable • Reliable

Each employee in wufu always gives the rigorous working attitude. They regard the product quality as their life and do not accept one piece of unqualified product, and they always stand on the customer is benefit that 0.1% unqualified means 100%. The quality awareness and responsibility is deeply planted in heart, which guarantees the reliable quality of product in WUFU Tools.



ULTRA COMPACT IMPACT WRENCH

WFI-3270

1/2" IMPACT WRENCH (ROCKING DOG)

Features:

- Ultra compact, easy to access limited space
- Combined F/R lever and torque switch, convenient for one hand operation either by left or right hand users
- Powerful, Durable
- Light weight composite housing, nice hand-feel
- Ideal for repair work on cars, and ships especially for limited and tight space.

- Trigger in orbit and position designed for convenient disassembly

- Combined F/R lever and Torque switch, easy for one hand operation

- Lightweight body designed and fabricated with high-strength fiber reinforced plastic



WFI-3370

1/2" IMPACT WRENCH
(TWIN HAMMER)



Model	Free speed	Average air consumption		Max Torque		Bolt Capacity		Length		Weight		Air pressure		Per Ctn	Size of Ctn	G.W./N.W.
	RPM	cfm	L/min	N-M	FT-LB	mm	in	mm	in	KG	LB	Psi	Kg/cm ²	Pcs	cm	Kgs
WFI-3270	8,000	5.5	156	610	450	18	3/4"	110	4.33	1.0	2.2	90	6.3	10	36x23x20	12/10
WFI-3370	8,000	5.5	156	610	450	18	3/4"	120	4.72	1.2	2.7	90	6.3	10	36x25x20	14/12

WFI-4070/4071

MINI TWIN HAMMER IMPACT WRENCH

Features:

- Handle end exhaust
- Lightweight and durable composite body design
- Torque control switch with 3 forward and 1 reverse positions.
- Ideal for repair work on cars, construction and ships.
- WFI-4070-1/2", WFI-4071-3/8"

- Trigger in orbit and position designed for convenient disassembly

- Lightweight body designed and fabricated with high-strength fiber reinforced plastic



WFI-4170

1/2" IMPACT WRENCH
(TWIN HAMMER)

- Plastic packaged gun body designed for non slip and comfortable hand-feel



Features:

- Handle end exhaust
- Lightweight and durable composite body design
- Torque control switch with 3 forward and 1 reverse positions
- Ideal for repair work on cars, construction and ships.

Model	Free speed	Average air consumption		Max Torque		Bolt Capacity		Length		Weight		Air pressure		Per Ctn	Size of Ctn	G.W./N.W.
	RPM	cfm	L/min	N-M	FT-LB	mm	in	mm	in	KG	LB	Psi	Kg/cm ²	Pcs	cm	Kgs
WFI-4070 WFI-4071	10,000	7.0	198	400 310	294 228	14	9/16"	160	6.3	1.24	2.73	90	6.3	10	36.5x19x32	8/9
WFI-4170	8,500	7.0	198	610	450	18	3/4"	180	7.1	2.0	4.4	90	6.3	6	42x24x25.5	13/12

WFI-1170

1/2"IMPACT WRENCH (ROKcing DOG)

Features:

- Handle exhaust
- Lightweight and durable composite body design:
 - show much stronger,durable and comfortable feeling of texture
- Pressure-feed lubrication
- Variable speed high torque
- Ideal for tire changing and general assembling work and other workshop applications
- Standard package: color box 20': 7146, 40'HQ:16350



- Trigger in orbit and position designed for convenient disassembly

- Lightweight and high-intensity Synthetic fiber plastic body designed follow artificial force body

WFI-1170A

1/2" IMPACT WRENCH (TWIN HAMMER)



- Plastic package gun body designed to reach non slip and comfortable feelings




- Gear and torque control switch with 3 forward rotation and 2 reverse rotation.

Model	Free speed	Average air consumption		Max Torque	Bolt Capacity		Length	Weight		Air pressure		Per Ctn	Size of Ctn	G.W./N.W.	
	RPM	cfm	L/min	N-M FT-LB	mm	in	mm	in	KG	LB	Psi	Kg/cm²	Pcs	cm	Kgs
WFI-1170	7,500	4	113	312 230	14	9/16"	184	7.29	1.8	4	90	6.3	6	40x23.5x25	12/11
WFI-1170A	7,500	4.5	113	500 367	16	21/32"	184	7.29	1.8	4	90	6.3	6	40x23.5x25	12/11

WFI-1070

1/ 2" IMPACT WRENCH (ROCKING DOG)


- Front end exhaust
- Die cast aluminum body. Reversible.
- Adjustable torque
- Built-in air regulator to adjust speed & power
- Available for soft handle grip (optional)
- Ideal for tire changing and general assembling work and other workshop applications
- Standard package: color box 20':6243, 40'HQ:14270



WFI-1071

3/8" IMPACT WRENCH (ROCKING DOG)


- Front end exhaust
- Die cast aluminum body. Reversible.
- Adjustable torque
- Built-in air regulator to adjust speed & power
- Ideal for tire changing and general assembling work and other workshop applications
- Standard package: color box 20':17472, 40'HQ:39936



WFI-1072

3/ 4" IMPACT WRENCH (ROCKING DOG)

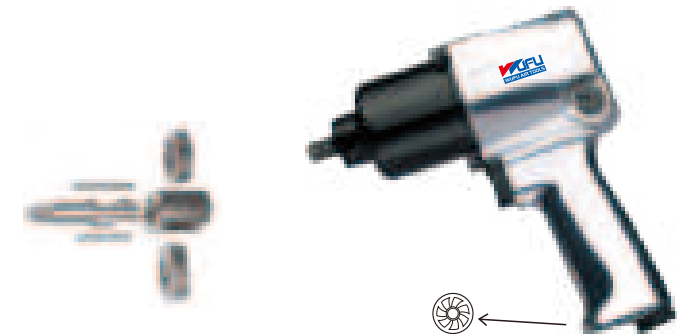
- Front end exhaust
- Die cast aluminum body with grip for comfortable and easy operation
- Adjustable torque. Reversible
- Ideal for spring works, nut removal and other workshop applications
- Standard package: color box 20':4741, 40'HQ:10836



WFI-2070

1/2" IMPACT WRENCH (TWIN HAMMER)

- Handle end exhaust
- Die cast aluminum body. Durable twin hammer impact mechanism.
- Adjustable power regulator.
- Variable speed. adjustable. High torque.
- Ideal for tire changing and general assembling work and other workshop applications
- Standard package: color box 20':6437, 40'HQ:14713



Model	Free speed	Average air consumption		Max Torque	Bolt Capacity		Length	Weight	Air pressure		Per Ctn	Size of Ctn	G.W./N.W.			
	RPM	cfm	L/min	N-M	FT-LB	mm	in	mm	in	KG	LB	Psi	Kg/cm²	Pcs	cm	Kgs
WFI-1070	7,000	5	141	312	230	14	9/16"	180	7.09	2.15	4.73	90	6.3	6	45x23x26	15/14
WFI-1071	10,000	3.5	99	102	75	10	3/8"	135	5.31	1.09	2.39	90	6.3	20	37x31.5x27.5	24/22
WFI-1072	4,800	8	226	500	367	16	21/32"	219	8.62	3.98	8.75	90	6.3	6	47x26x29	27/25
WFI-2070	7,000	5	141	610	450	18	3/4"	187	7.36	2.61	4.42	90	6.3	8	44.5x23x34	18/16

WFI-2071
3/8" IMPACT WRENCH (SINGLE HAMMER)

- Handle end exhaust
- Die cast aluminum body.
- Easy adjustable power regulator.
- Variable speed adjustable.
- Ideal for tire changing and general assembling work and other workshop applications
- Standard package: color box 20':8462, 40'HQ:19342




WFI-2072
3/8" BUTTERFLY IMPACT WRENCH (ROCKING DOG)

- Side end exhaust
- Die cast aluminum body. Built-in regulator to adjust speed & power
- Swivel air inlet for convenience
- Butterfly throttle for easy single hand operation
- Small & compact size to get into tight spaces
- Ideal for transmission, body panel, exhaust system and small engine repair
- Standard package: color box 20':25542, 40'HQ:58384




WFI-2073
1/2" IMPACT WRENCH (TWIN HAMMER)

- Front end exhaust
- Die cast aluminum body. Durable twin hammer impact mechanism.
- Pressure-feed lubrication
- Variable adjustable. High torque.
- Super power and performance features to tackle the toughest jobs easily
- Ideal for tire changing and general assembling work and other workshop applications
- Standard package: color box 20':6533, 40':14933



WFI-3070
1/2" IMPACT WRENCH (TWIN HAMMER)


- Handle end exhaust
- Light weight and durable composite tool body, Reversible
- Easy adjustable direction/power switch.
- Precise inner structure ensures tool in good performance and long life
- Ideal for tire changing and general assembling work and other workshop applications
- Standard package: color box 20':6536, 40'HQ:14939



Model	Free speed	Average air consumption		Max Torque	Bolt Capacity		Length	Weight		Air pressure	Per Ctn	Size of Ctn	G.W./N.W.
	RPM	cfm	L/min	N-M FT-LB	mm	in	mm	in	KG	LB	Pcs	cm	Kgs
WFI-2071	10,000	4	113	244 180	14	9/16"	168	6.61	1.28	2.81	90	38x21.5x40.5	15/13
WFI-2072	10,000	3	84	102 75	10	3/8"	161	6.34	0.96	2.11	90	36x21x29	21/19
WFI-2073	7,500	7	198	680 500	20	13/16"	186	7.32	2.63	5.78	90	43x23x26	17/16
WFI-3070	7,000	5	141	800 600	20	13/16"	197	7.76	2.42	5.3	90	42x24x25.5	15/13


WFI-3072
3/4" AIR IMPACT WRENCH (TWIN HAMMER)

- Handle end exhaust
- Die cast aluminum body with handle grip for comfortable and easy operation
- Durable twin hammer impact mechanism. Pressure-feed lubrication
- Easy adjustable power regulator/power switch. High torque
- Super power and performance features to tackle the toughest jobs easily
- Ideal for tire changing and general assembling work and other workshop applications
- Auxiliary handle included
- Standard package: color box 20':3248, 40'HQ:7424



WFI-3073
1" AIR IMPACT WRENCH (TWIN HAMMER)

- Handle end exhaust
- Die cast aluminum body with handle grip for comfortable and easy operation
- Durable twin hammer impact mechanism. Pressure-feed lubrication
- Easy adjustable power regulator/power switch. High torque
- Super power and performance features to tackle the toughest jobs easily
- Ideal for tire changing and general assembling work and other workshop applications
- Auxiliary handle included
- Standard package: color box 20':3248, 40'HQ:7424




WFI-5070A
1/ 2" AIR IMPACT WRENCH (TWIN HAMMER)

- Handle end exhaust
- Die cast aluminum body with handle grip for comfortable and easy operation
- Easy adjustable power regulator/power switch. High torque
- Super power and performance features to tackle the toughest jobs easily
- Ideal for tire changing and general assembling work and other workshop applications
- Standard package: color box 20':6364, 40'HQ:14545



WFI-5070B
1/ 2" AIR IMPACT WRENCH (TWIN HAMMER)

- Handle end exhaust
- Die cast aluminum body with handle grip for comfort and easy handling
- Easy adjustable power regulator/power switch. High torque
- Super power and performance features to tackle the toughest jobs easily
- Ideal for tire changing and general assembling work and other workshop applications
- Standard package: color box 20':6364, 40'HQ:14545



Model	Free speed	Average air consumption		Max Torque	Bolt Capacity		Length	Weight		Air pressure	Per Ctn	Size of Ctn	G.W./N.W.
	RPM	cfm	L/min	N-M FT-LB	mm	in	mm	in	KG	LB	Pcs	cm	Kgs
WFI-3072	4,000	9	255	1600 1180	27	1-1/16"	234	9.2	5.91	13	4	57x27.5x22	26/24
WFI-3073	4,000	9	255	1600 1180	27	1-1/16"	236	9.3	5.94	13.07	4	57x27.5x22	26/24
WFI-5070A	7,000	6	169	610 450	18	3/4"	180	7.10	2.48	5.45	6	44x24x25	16/15
WFI-5070B	6,500	6	169	750 554	20	13/16"	190	7.50	2.59	5.69	6	44x24x25	16/15

WFI-11072
3/4" AIR IMPACT WRENCH (TWIN HAMMER)

- Front end exhaust
- Durable twin hammer impact mechanism.Pressure-feed lubrication
- Easy adjustable power regulator/power switch. High torque
- Super power and performance features to tackle the toughest jobs easily
- Ideal for tire changing and general assembling work and other workshop applications
- Auxiliary handle included
- Standard package: blow mold case 20':2593, 40'HQ:5926



WFI-11073
1" AIR IMPACT WRENCH (TWIN HAMMER)

- Front end exhaust
- Durable twin hammer impact mechanism.Pressure-feed lubrication
- Easy adjustable power regulator/power switch. High torque
- Super power and performance features to tackle the toughest jobs easily
- Ideal for tire changing and general assembling work and other workshop applications
- Auxiliary handle included
- Standard package: blow mold case 20':2593, 40'HQ:5926



WF-032
1" EXTENDED ANVIL AIR IMPACT WRENCH (PINLESS HAMMER)


- Side exhaust.
- High performance.Pin-less hammer mechanism.
- Easy adjustable power regulator.High torque.
- Ideal tools for high volume tire work on buses,trucks and other heavy equipments.
- Suitable for truck repairing, truck maintenance and heavy equipment shops.



WF-032 / 032A / 032B / 032C KIT
Available optional sockets for choose : 32mm, 33mm, 34mm



WF-032/032B/032C



WF-032A

Model	Free speed	Average air consumption		Max Torque	Bolt Capacity		Length	Weight		Air pressure	Per Ctn	Size of Ctn	G.W./N.W.
	RPM	cfm	L/min	N-M FT-LB	mm	in	mm	in	KG LB	Psi Kg/cm ²	Pcs	cm	Kgs
WFI-11072	4,600	9	254	1600 1180	33	1-1/3"	245	9.65	7.6 16.72	90 6.3	2	30x30x24	16/15
WFI-11073	4,600	9	254	1600 1180	41	1-1/2"	240	9.45	7.65 16.83	90 6.3	2	30x30x24	1615

Model	Free speed	Average air consumption		Max Torque	Bolt Capacity	Anvil Length	Weight	Working Pressure	Air Inlet	Size of Ctn	G.W./N.W.
	RPM	cfm	L/min	N-M FT-LB	mm	Inch	KG LB	Mpa	Inch	cm	Kgs
WF-032	3,600	18	509	3260 2397	34	8"	18.5 40.7	0.8-1.4	1/2"	74x24x21	20/19
WF-032A	3,300	18	509	4180 3073	40	8"	20 44	0.8-1.4	1/2"	74x24x21	21/20
WF-032B	3,300	18	509	3800 2794	36	8"	19 41.8	0.8-1.4	1/2"	74x24x21	20/19
WF-032C	3,800	17	481	2980 2191	32	8"	17.5 38.5	0.8-1.4	1/2"	68x31x18.5	20/19


APPLICATIONS AND FEATURES:

- Die cast aluminum body designed in lightweight, lower vibration, lower noise, great power.
- High torque speed adjustable quickly strong for finishing works in short time.
- Different torque and speed adjustable according to different working requirements and conditions.
- Safe and easy operation
- Good application for general repair works on cars, trucks, heavy equipments and assembly & disassembly jobs on different machinery.



WF-030
1" EXTENDED ANVIL AIR IMPACT WRENCH (PINLESS HAMMER)

- Built-in adjustable speed regulator. Oil bath lubrication
- Removable side handle for greater control
- Extended anvil reaches easily into deep truck wheel
- Ideal for general repair work on trucks, tires and heavy equipments
- Side exhaust
- Package : 1box/ctn



WF-030 KIT
Available socket options : 32mm, 33mm, 34mm



Model	Free speed	Average air consumption		Max Torque	Bolt Capacity	Anvil Length	Weight	Working Pressure	Air Inlet	Size of Ctn	G.W./N.W.
	RPM	cfm	L/min	N-M FT-LB	mm	Inch	KG LB	Mpa	Inch	cm	Kgs
WF-030	4,200	15	425	2180 1602	30	8"	14.5 31.9	0.8-1.4	1/2"	68x31x18.5	16/15

WFI-2164 1/4 " AIR SCREW DRIVER TWIN HAMMER

- Side end exhaust
- Durable die cast aluminum body
- Easy adjustable right & left switch.
- Suitable for screws 5.0mm max
- Ideal for tire changing and general assembling work and other workshop applications
- Standard package: color box 20': 35660, 40'HQ: 86600



WFI-2167 1/4" AIR SCREW DRIVER (PISTON TYPE)

- Handle end exhaust.
- Durable and light weight die cast aluminum body
- Variable speed throttle for easy start
- Convenient for one hand operation with side mounted F/R lever
- Suitable for screw 6.0mm max
- Ideal for tire changing and general assembling work and other workshop applications
- Standard package: color box 20': 13864, 40'HQ: 31689



WFI-3165 1/4" AIR SCREW DRIVER (TWIN HAMMER)

- Handle end exhaust.
- Durable and light weight die cast aluminum body
- Variable speed throttle for easy start
- Convenient for one hand operation with side mounted F/R lever
- Suitable for screw 6.0mm max
- Ideal for tire changing and general assembling work and other workshop applications
- Standard package: color box 20': 14000 40'HQ: 34000




WFI-3166 1/4" AIR SCREW DRIVER (TWIN HAMMER)

- Handle end exhaust.
- Durable and light weight die cast aluminum body
- Variable speed throttle for easy start
- Convenient for one hand operation with side mounted F/R lever
- Suitable for screw 8.0mm max
- Ideal for tire changing and general assembling work and other workshop applications
- Standard package: color box 20': 10912 40'HQ: 26528



Model	Free speed	Average air consumption		Max Torque	Bolt Capacity		Length		Weight		Air pressure		Per Ctn	Size of Ctn		G.W./N.W.
	RPM	cfm	L/min	N-M FT-LB	mm	in	mm	in	KG	LB	Psi	Kg/cm ²	Pcs	cm		Kgs
WFI-2164	10,000	3	84	50 37	5	3/16"	185	7.28	0.67	1.47	90	6.3	20	31x24x21		17/15
WFI-2167	1,500	5	141	18 13	6	1/4"	170	6.69	1.16	2.55	90	6.3	20	44x34x27		25/23
WFI-3165	12,000	4	113	40 29.5	5	3/16"	155	6.1	0.9	1.98	90	6.3	16	40.2x33.7x23.5		18.3/17.6
WFI-3166	9,000	4.5	127	80 59	8	5/16"	170	6.69	1.2	2.64	90	6.3	16	42x37.7x26		23.2/22.4

WFR-3060 1/2" & 3/8" DR. AIR RATCHET WRENCH (SINGLE RATCHET PAW)



- Improved trigger body in ergonomic design, reducing work fatigue

WFR-3060A 1/2" & 3/8" DR. AIR RATCHET WRENCH (SINGLE RATCHET PAW)



Features:

- Rear 360° exhaust
- Adjustable inlet design, convenient for operation
- Exclusive composite body designed for much stronger, durable and long service life
- Designed texture for comfort
- Ideal for small engine repair, headlight and bench jobs
- Standard package: color box 20': 22300, 40'HQ: 50960

Model	Free speed	Average air consumption		Max Torque	Clutch Type	Length		Weight		Air pressure		Per Ctn	Size of Ctn		G.W./N.W.
	RPM	cfm	L/min	N-M FT-LB		mm	in	KG	LB	Psi	Kg/cm ²	Pcs	cm		Kgs
WFR-3060	160	5	141	80 59	3gear, Planetary	285	11.2	1.35	2.97	90	6.3	20	31.5x27.5x29		29/27
WFR-3060A	160	5	141	80 59	3gear, Planetary	285	11.2	1.35	2.97	90	6.3	20	31.5x27.5x29		29/27

WFR-3061

1/4" & 3/8" MINI AIR RATCHET WRENCH (SINGLE RATCHET PAW)


- Rear 360°exhaust
- Adjustable inlet design,convenient for operation
- Exclusive composite body with texture designed for much stronger, durable and comfortable operation
- Ideal for small engine repair,headlight and bench jobs
- Standard package: color box 20':33500, 40'HQ:76600



WFR-1060

1/2" & 3/8"DR. AIR RATCHET WRENCH (SINGLE RATCHET PAW)


- Front end exhaust
- Durable and light die cast aluminum body
- Most popular ratchet in the automotive industry like body shop,replacing or removing radiators, air conditioners and water pumps.
- Ideal for assembling and running small bolts in tight places.
- Standard package: color box 20':19790, 40'HQ:45234



WFR-1061

1/2" & 3/8"DR. AIR RATCHET WRENCH (SINGLE RATCHET PAW)

- Front end exhaust
- Durable and light die cast aluminum body
- Most popular ratchet in the automotive industry like body shop,replacing or removing radiators, air conditioners and water pumps.
- Ideal for assembling and running small bolts in tight places.
- Standard package: color box 20':19790, 40'HQ:45234



Model	Free speed	Average air consumption		Max Torque	Clutch Type	Length	Weight		Air pressure		Per Ctn	Size of Ctn	G.W./N.W.
	RPM	cfm	L/min	N-M FT-LB		mm in	KG	LB	Psi	Kg/cm ²	Pcs	cm	Kgs
WFR-3061	180	4	113	27 20	3gear, Planetary	183 7.2	0.52	1.14	90	6.3	20	31x22x24.5	12/11
WFR-1060	150	5	141	61 45	3gear, Planetary	262 10.3	1.17	2.57	90	6.3	20	38.5x30x24.5	25/24
WFR-1061	150	5	141	61 45	3gear, Planetary	262 10.3	1.19	2.61	90	6.3	20	38.5x30x24.5	25/24

WFR-1062

1/4" & 3/8" MINI AIR RATCHET WRENCH (SINGLE RATCHET PAW)

- Rear exhaust
- Durable and light die cast aluminum body with soft handle grip
- Easy reversible action with paddle style trigger
- Ideal for small engine repair, headlight and bench jobs
- Standard package: color box 20':47200, 40'HQ:108000



WFR-2061

1/4" & 3/8" MINI AIR RATCHET WRENCH (SINGLE RATCHET PAW)

- Rear 360° exhaust
- Durable and light die cast aluminum body with soft handle grip
- Easy reversible action with paddle style trigger
- Ideal for small engine repair, headlight and bench jobs
- Standard package: color box 20':47200, 40'HQ:108000



WFR-2060

1/2" & 3/8" DR. AIR RATCHET WRENCH(TWIN RATCHET PAWS)

- 360°exhaust at middle
- Durable and light die cast aluminum body with soft handle grip
- Most popular ratchet in the automotive industry like body shop,replacing or removing radiators, air conditioners and water pumps.
- Ideal for assembling and running small bolts in tight places.
- Standard package: color box 20':18433, 40'HQ:42132



WFR-3160

1/2" & 3/8" DR. AIR RATCHET WRENCH (SINGLE RATCHET PAW)

- Rear Exhaust
- Durable and light weight composite body
- High quality, more power and longer life.
- Designed with high technology and manufactured in precision.



Model	Free speed	Average air consumption		Max Torque	Clutch Type	Length	Weight		Air pressure		Per Ctn	Size of Ctn	G.W./N.W.
	RPM	cfm	L/min	N-M FT-LB		mm in	KG	LB	Psi	Kg/cm ²	Pcs	cm	Kgs
WFR-1062	180	4	113	27 20	3gear, Planetary	183 7.20	0.58	1.27	90	6.3	20	27x22.5x19.5	13/12
WFR-2061	180	4	113	27 20	3gear, Planetary	183 7.20	0.58	1.27	90	6.3	20	27x22.5x19.5	13/12
WFR-2060	160	5	141	68 50	3gear, Planetary	252 9.92	1.12	2.64	90	6.3	20	41x28.5x26	24/23
WFR-3160	150	5	169	61 45	3gear, Planetary	280 11	1.14	2.5	90	6.3	20	38.5x32x24.5	25/24


WFH-3040

150MM AIR HAMMER



■ Trigger in orbit and positon designed for convenient operation.

■ Light weight body designed and fabricated with high-strength fiber reinforced plastic



■ 4pcs round shank chisel or 4pcs hex shank chisel optional (length: 120mm,170mm,190mm)

■ Plastic packaged gun body designed for non slip and comfortable hand-feel

Features:

- Handle end exhaust
- Light weight and durable composite body with texture designed for much stronger and comfortable.
- Specially designed PA6 trigger for much comfortable operation.
- Standard package: color box 20':15250, 40'HQ:34870

Model	Blows Per Min	Average air consumption		Chisel Shank			Barrel Stroke		Length		Weight		Air pressure		Per Ctn	Size of Ctn	G.W./N.W.
	BPM	cfm	L/min	In	mm	type	In	mm	mm	in	KG	LB	Psi	Kg/cm ²	Pcs	cm	Kgs
WFH-3040	4,500	4	113	0.401	10.2	Round	1.69	43.0	151	5.90	1.06	2.33	90	6.3	10	32x18.5x31	19/17

WFH-1040

150MM AIR HAMMER

- Front exhaust
- Hardened steel barrel and piston for anti-attrition and longer life
- Durable and lightweight die cast aluminum body , optional with soft handle grip
- Built-in power regulator and trigger control
- Ideal for general cutting, chipping and scraping
- 4pcs round shank chisel or 4pcs hex shank chisel optional (length: 120mm, 170mm, 190mm)
- Standard package: color box 20':15664, 40'HQ:35808



WFH-1042

190MM AIR HAMMER

- Front exhaust
- Hardened steel barrel and piston for anti-attrition and longer life
- Durable and lightweight die cast aluminum body , optional soft handle grip
- Built-in power regulator and trigger control
- Ideal for general cutting, chipping and scraping
- 4pcs round shank chisel or 4pcs hex shank chisel optional (length: 120mm, 170mm, 190mm)
- Standard package: color box 20':14245, 40'HQ:32560



WFH-1048

250MM AIR HAMMER

- Front exhaust
- Hardened steel barrel and piston for anti-attrition and longer life
- Durable and lightweight die cast aluminum body in ergonomic design
- Built-in power regulator and trigger control
- Ideal for general cutting, chipping and scarping
- 4pcs round shank chisel or 4pcs hex shank chisel optional(length:120mm,170mm,190mm)



WF-H1

CHUCK RETAINER

UNIVERSAL QUICK
CHANGE CHUCK RETAINER

Model	Blows Per Min	Average air consumption		Chisel Shank			Barrel Stroke		Length		Weight		Air pressure		Per Ctn	Size of Ctn	G.W./N.W.
	BPM	cfm	L/min	In	mm	type	In	mm	mm	in	KG	LB	Psi	Kg/cm ²	Pcs	cm	Kgs
WFH-1040	4,500	4	113	0.401	10.2	Round	1.69	43.0	151	5.90	1.45	3.19	90	6.3	16	34.5x32.5x25.5	26/24
WFH-1042	3,500	4	113	0.401	10.2	Round	2.60	66.0	191	7.50	1.75	3.85	90	6.3	10	31x21x26	20/18
WFH-1048	2,200	4	113	0.401	10.2	Round	3.54	90.0	235	9.25	1.77	3.9	90	6.3	10	36x27.5x28.5	19/18



WUFU PNEUMATIC TOOLS AIR DRILL

[Http://www.wufutools.com](http://www.wufutools.com) [Http://www.chinasprayguns.com](http://www.chinasprayguns.com)



To supply whole solutions of paint spraying equipments
and pneumatic tools for WUFU partners.
[Http://www.wufutools.com](http://www.wufutools.com)
[Http://www.chinasprayguns.com](http://www.chinasprayguns.com)

WFD-3050 3/8" REVERSIBLE AIR DRILL

■ Trigger in orbit and positon designed for convenient operation.

■ Body designed and fabricated with high strength fiber reinforced plastics to reduce the tool weight

■ F / R lever switch designed on top suitable for single hand operation.

■ Designed and fabricated with high strength fiber reinforced plastics to reduce the tool weight

■ Optional choice: keyless chuck

■ Texture patterned plastic packaged gun body designed for non slip and comfortable operation

■ Adjustable knob designed on top suitable for single hand operation to adjust F/R lever

- Features:**
- Handle exhaust.Reversible
 - Lightweight and durable composite body with texture designed for much stronger and comfortable operation
 - Specially designed PA6 trigger for comfortable operation
 - Standard package: color box 20":13864 40"HQ:31689

Model	Free speed		Average air consumption		Chuck	Angle	Length		Weight		Air pressure		Per Ctn	Size of Ctn	G.W./N.W.
	RPM		cfm	L/min			mm	in	KG	LB	Psi	Kg/cm²	Pcs	cm	Kgs
WFD-3050	1,800		4	113	3/8"	90°	198	7.79	0.92	2.02	90	6.3	20	44x34x27	21/19

WFD-3052
3/8"IN LINE NON-REVERSIBLE AIR DRILL

- Rear 360°exhaust
- Adjustable inlet design, convenient operation
- Exclusive grip with texture designed for much stronger and comfortable
- WFD-3052S--One more choice: keyless chuck for fast and easy bit replacement
- Standard package: color box 20':31640 40'HQ:72320



WFD-3052S



WFD-3053
3/8" NON-REVERSIBLE MINI AIR ANGLE DRILL

- Rear 360°exhaust
- Adjustable inlet design, convenient operation
- Exclusive composite body with texture designed for much stronger, durable and comfortable
- WFD-3053S--Optional: keyless chuck for fast and easy bit replacement
- Standard package: color box 20':28560 40'HQ:65250



WFD-3053S



WFD-3054
3/8"IN LINE NON-REVERSIBLE AIR DRILL

- Rear 360°exhaust
- Adjustable inlet design, convenient operation
- Exclusive composite body with texture designed for much stronger, durable and comfortable feeling
- WFD-3054S--Optional: keyless chuck for fast and easy bit replacment
- Standard package: color box 20':23300 40'HQ:53200



WFD-3054S



WFD-3055
3/8" NON-REVERSIBLE AIR DRILL

- Handle exhaust.
- Lightweight and durable composite body with texture designed for much stronger and comfortable
- Adjustable knob designed on top suitable for single hand operation to adjust speed
- Specially designed PA6 trigger for much comfortable operation
- Standard package: color box 20':13864 40'HQ:31689



WFD-3055S



Model	Free speed	Average air consumption		Chuck	Angle	Length		Weight		Air pressure		Per Ctn	Size of Ctn	G.W./N.W.
	RPM	cfm	L/min			mm	in	KG	LB	Psi	Kg/cm ²	Pcs	cm	Kgs
WFD-3052	20,000	5	141	3/8"	0°	215	8.5	0.68	1.50	90	6.3	20	28.5x23x27	16/14
WFD-3053	15,000	4	113	3/8"	90°	165	6.5	0.58	1.28	90	6.3	30	37.5x32x24.5	20/18
WFD-3054	2,500	5	141	3/8"	0°	235	9.25	0.88	1.94	90	6.3	20	35x25x27.5	20/18
WFD-3055	1,800	4	113	3/8"	90°	198	7.79	0.92	2.02	90	6.3	20	44x34x27	21/19

WFD-1050
3/8" REVERSIBLE AIR DRILL

- Handle exhaust
- Durable and lightweight die cast aluminum body ,
- Optional choice: with soft handle grip
- Convenient for one hand operation with side F/R lever
- Good choice for drilling, honing and hole sawing
- WFD-1050S--Optional choice: keyless chuck for fast and easy bit replacment
- Standard package: color box 20':13864 40'HQ:31689



WFD-1050S



WFD-1055
3/8" NON-REVERSIBLE AIR DRILL

- Handle exhaust
- Durable and lightweight die cast aluminum body ,
- Optional choice: with soft handle grip
- Easy start
- Good choice for drilling, honing and hole sawing
- WFD-1055S--Optional choice: keyless chuck for fast and easy bit replacment
- Standard package: color box 20':13864 40'HQ:31689



WFD-1055S



WFD-1051
3/8" REVERSIBLE AIR DRILL

- Rear exhaust
- Durable and lightweight die cast aluminum body
- Good choice for wood-working, hole drilling at aluminum and other soft metal.
- WFD-1051S--Optional choice: keyless chuck for fast and easy bit replacment
- Standard package: color box 20':19094 40'HQ: 43644



WFD-1051S




WFD-1057
1/ 2" REVERSIBLE AIR DRILL

- Handle exhaust
- Durable and lightweight die cast aluminum body. Optional choice: with soft handle grip
- WFD-1057S--Optional choice: keyless chuck for fast and easy bit replacment
- Convenient one hand operation with side F/R lever
- Easy start, more power and longer life
- Perfect choice for drilling, honing and hole sawing
- Standard package: color box 20':10723 40'HQ:24510



WFD-1057S



Model	Free speed	Average air consumption		Chuck	Angle	Length		Weight		Air pressure		Per Ctn	Size of Ctn	G.W./N.W.
	RPM	cfm	L/min			mm	in	KG	LB	Psi	Kg/cm ²	Pcs	cm	Kgs
WFD-1050	1,800	5	141	3/8"	90°	193	7.60	1.16	2.55	90	6.3	20	44x34x27	25/23
WFD-1055	1,800	5	141	3/8"	90°	193	7.60	1.11	2.44	90	6.3	20	44x34x27	25/23
WFD-1051	1,500	4	113	3/8"	90°	208	8.20	1.14	2.51	90	6.3	20	47x24x26	25/23
WFD-1057	700	7	198	1/2"	90°	212	8.35	1.40	3.08	90	6.3	20	48x34x32	30/28

WFD-1052 / WFD -2152

3/8" IN LINE NON-REVERSIBLE AIR DRILL

- WFD-1052:Rear exhaust / WFD-2152:Rear 360° exhaust
- Durable and lightweight die cast aluminum body
- Convenient one hand operation with safety trigger for easy start
- Good choice for drilling, honing and hole sawing for hard-to-reach areas
- WFD-1052S / WFD-2152S--Optional choice: keyless chuck for fast and easy bit replacement
- Standard package: WFD-1052:color box 20':30878 40'HQ:70577
WFD-2152:color box 20':27006 40'HQ:61728



WFD-1052S
WFD-2152S



WFD -1052

WFD -2152

WFD-1053 / WFD-2153

3/8" NON-REVERSIBLE AIR ANGLE DRILL

- WFD-1053:Rear exhaust / WFD-2153:Rear 360° exhaust
- Durable and lightweight die cast aluminum body
- Convenient one hand operation with safety trigger for easy start
- Good choice for drilling, honing and hole sawing
- WFD-1053S / WFD-2153S--Optional choice: keyless chuck for fast and easy bit replacement
- Standard package: WFD-1053:color box 20':28894 40'HQ:66043
WFD-2153:color box 20':27195 40'HQ:62160



WFD-1053S
WFD-2153S



WFD -1053

WFD -2153

WFD-1054 / WFD-2154

3/8" IN LINE NON-REVERSIBLE AIR DRILL

- WFD-1054:Rear exhaust / WFD-2154:Rear 360° exhaust
- Durable and lightweight die cast aluminum body
- Convenient one hand operation with safety trigger for easy start
- Good choice for drilling, honing and hole sawing for hard-to-reach areas
- WFD-1054S / WFD-2154S--Optional choice: keyless chuck for fast and easy bit replacement
- Standard package: WFD-1054:color box 20':27006 40'HQ:61728
WFD-2154:color box 20':21368 40'HQ:48840



WFD-1054S
WFD-2154S



WFD -1054

WFD -2154



Model	Free speed	Average air consumption		Chuck	Angle	Length		Weight		Air pressure		Per Ctn	Size of Ctn		G.W./N.W.
	RPM	cfm	L/min			mm	in	KG	LB	Psi	Kg/cm ²	Pcs	cm		
WFD-1052 WFD-2152	20,000	4	113	3/8"	0°	210	8.27	0.71 0.78	1.56 1.72	90	6.3	20	31.5x23.5x24.5 32x24x27		16/14 18/16
WFD-1053 WFD-2153	15,000	4	113	3/8"	90°	170	6.7	0.64 0.68	1.41 1.50	90	6.3	30	39.5x32x22 39x33x24		22/20 23/21
WFD-1054 WFD-2154	2,500	5	141	3/8"	0°	225	8.86	0.90 1.0	1.98 2.2	90	6.3	20	32x24x27 36x2628		20/18 22/20

WFG-3210 / WFG-3310

1/4"(6MM) AIR DIE GRINDER

- Rear 360°exhaust
- Adjustable inlet design,convenient operation
- Exclusive composite body with texture designed for much stronger, durable and comfortable operation
- Good choice for smoothing sharp edges,deburring,polishing and grinding
- Standard package: color box 20':28050 40'HQ:64260




WFG -3210

WFG -3310

WFG-3220

1/4"(6MM) MINI AIR DIE GRINDER
(1" SHAFT,CHROME PLATED)

- Rear 360°exhaust
- Adjustable inlet design,convenient operation
- Exclusive composite body with texture designed for much stronger and comfortable operation
- 1 inch extended collet tube to reach deepest area or tightest space
- 1/8"(3mm) collet (optional)
- Good choice for smoothing sharp edges,deburring,polishing and grinding
- Standard package: color box 20':32100 40'HQ:73350




Collet choice for all models of air die grinder: 1/8\", 1/4\", 3mm, 6mm

WFG-3221

1/4"(6MM) MINI AIR DIE GRINDER (3"SHAFT,CHROME PLATED)

- Rear360°exhaust
- Adjustable inlet design,convenient operation
- Exclusive composite body with texture designed for much stronger, durable and comfortable operation
- 1/8"(3mm) collet (optional)
- Good choice for smoothing sharp edges,deburring,polishing and grinding
- Standard package: color box 20':28500 40'HQ:65250



WFG-3222

1/4"(6MM) MINI AIR DIE GRINDER (5"SHAFT,CHROME PLATED)

- Rear360°exhaust
- Adjustable inlet design,convenient operation
- Exclusive composite body design :show much stronger, durable and comfortable feeling
- 1/8"(3mm)collet(optional)
- Good choice for smoothing sharp edges,deburring,polishing and grinding
- Standard package: color box 20':23250 40'HQ:53125



Model	Free speed	Average air consumption		Collet		Angle	Length		Weight		Air pressure		Per Ctn	Size of Ctn		G.W./N.W.
	RPM	cfm	L/min	In	mm		mm	in	KG	LB	Psi	Kg/cm ²	Pcs	cm		
WFG-3210 WFG-3310	25,000 22,000	4	113	1/8\", 1/4\" 1/8\", 1/4\"	3, 6 3, 6	0° 0°	165 179	6.5 7.05	0.35 0.65	0.77 1.43	90 90	6.3 6.3	30 30	37x23x25 41x26.5x27.5		16/14 22/20
WFG-3220	20,000	4	113	1/8\", 1/4\"	3, 6	/	210	8.27	0.50	1.10	90	6.3	30	44.5x24x24.5		17/15
WFG-3221	20,000	4	113	1/8\", 1/4\"	3, 6	0°	245	9.65	0.56	1.23	90	6.3	30	44.5x27x24.5		19/17
WFG-3222	20,000	4	113	1/8\", 1/4\"	3, 6	0°	295	11.6	0.66	1.45	90	6.3	25	39x31.5x24.5		22/20

WFG-3015

1/4"(6MM) MINI AIR ANGLE DIE GRINDER

- Rear 360°exhaust
- Adjustable inlet design,convenient operation
- Exclusive composite body with texture designed for much stronger and comfortable operation
- Angle head provides easy access into tight space.
- 1/8"(3mm) collet (optional)
- Good choice for smoothing sharp edges,deburring, polishing and grinding
- Standard package: color box 20':34320 40'HQ:78450



WFG-1310 / WFG-2311

1/ 4" (6MM) AIR DIE GRINDER

- WFG-1310:Rear exhaust / WFG-2311:Rear 360° exhaust
- Durable and lightweight die cast aluminum body
- Convenient one hand operation with safety trigger for easy and safety start
- 1/8" (3mm) collet (optional)
- Good choice for smoothing sharp edges,deburring, polishing and grinding
- Standard package: WFG-1310:color box 20':28807 40'HQ:65844
WFG-2311:color box 20':27827 40'HQ:63606

Collet choice for all models of air die grinder: 1/8", 1/4", 3mm, 6mm



WFG -1310

WFG -2311

WFG-1210 / WFG-2211

1/ 4" (6MM) MINI AIR DIE GRINDER

- WFG-1210:Rear exhaust / WFG-2211:Rear 360° exhaust
- Durable and lightweight die cast aluminum body
- Convenient one hand operation with safety trigger for easy and safety start
- 1/8" (3mm) collet (optional)
- Good choice for smoothing sharp edges,deburring, polishing and grinding
- Standard package: WFG-1210:color box 20':40243 40'HQ:91983
WFG-2211:color box 20':36866 40'HQ:84266



WFG -1210

WFG -2211

WFG-1010

1/ 4" (6MM) MINI AIR DIE GRINDER

- Front exhaust
- Durable and lightweight die cast aluminum body ,super mini for easy operation
- 1/8" (3mm) collet (optional)
- Good choice for smoothing sharp edges,deburring, polishing and grinding for small areas
- Standard package: color box 20':59416 40'HQ:135809



Model	Free speed	Average air consumption		Collet	Angle	Length		Weight		Air pressure		Per Ctn	Size of Ctn	G.W./N.W.
	RPM	cfm	L/min			mm	in	KG	LB	Psi	Kg/cm ²	Pcs	cm	Kgs
WFG-3015	20,000	4	113	1/8", 1/4" 3,6	90°	165	6.5	0.51	1.12	90	6.3	30	37x27x24.5	17/15
WFG-1310	22,000	4	113	1/8", 1/4" 3,6	0°	173	6.81	0.69	1.52	90	6.3	30	40.5x24x30	23/21
WFG-2311						179	7.05	0.75	1.65				43x26x27	25/23
WFG-1210	25,000	4	113	1/8", 1/4" 3,6	0°	157	6.18	0.41	0.90	90	6.3	40	36.5x30.5x25	19/17
WFG-2211						165	6.5	0.46	1.01				40x31x24.5	21/19
WFG-1010	25,000	4	113	1/8", 1/4" 3,6	/	120	4.70	0.37	0.81	90	6.3	40	29x26x25	17/15

WFG-1220 / WFG-2020

1/ 4" (6MM) MINI AIR DIE GRINDER

(1" SHAFT, CHROME PLATED)

- WFG-1220:Rear exhaust / WFG-2020:Rear 360° exhaust
- Durable and lightweight die cast aluminum body
- Convenient one hand operation with safety trigger for easy and safety start
- 1 inch extended collet tube to reach deeper area or tighter space
- 1/8" (3mm) collet (optional)
- Good choice for smoothing sharp edges,deburring, polishing and grinding
- Standard package: WFG-1220:color box 20':38950 40'HQ:89028
WFG-2020:color box 20':37945 40'HQ:86731



WFG -1220

WFG -2020

WFG-1221 / WFG-2021

1/ 4" (6MM) AIR DIE GRINDER

(3" SHAFT, CHROME PLATED)

- WFG-1221:Rear exhaust / WFG-2021:Rear 360° exhaust
- Durable and lightweight die cast aluminum body
- Convenient one hand operation with safety trigger for easy and safety start
- 3 inch extended collet tube to reach deeper area or tighter space
- 1/8" (3mm) collet (optional)
- Good choice for smoothing sharp edges,deburring, polishing and grinding
- Standard package: WFG-1221:color box 20':35503 40'HQ:81150
WFG-2021:color box 20':25467 40'HQ:58210



WFG -1221

WFG -2021


WFG-1222 / WFG-2022

1/ 4" (6MM) EXTENDED AIR DIE GRINDER

(5" SHAFT, HARDENED TREATMENT)

- WFG-1222:Rear exhaust / WFG-2022:Rear 360° exhaust
- Durable and lightweight die cast aluminum body
- Convenient one hand operation with safety trigger for easy and safety start
- 5 inch extended collet tube to reach deepest area or tightest space
- 1/8" (3mm) collet (optional)
- Good choice for smoothing sharp edges,deburring, polishing and grinding
- Standard package: WFG-1222:color box 20':25152 40'HQ:57489
WFG-2022:color box 20':31299 40'HQ:71540

Collet choice for all models of air die grinder: 1/8", 1/4", 3mm, 6mm



WFG -1222

WFG -2022

WFG-1015 / WFG-2115

1/ 4" (6MM) AIR ANGLE DIE GRINDER

- WFG-1015:Rear exhaust / WFG-2115:Rear 360° exhaust
- Durable and lightweight die cast aluminum body
- Convenient one hand operation with safety trigger for easy and safety start
- Angle head provides easy access into tight space
- 1/8" (3mm) collet (optional)
- Good choice for smoothing sharp edges,deburring, polishing and grinding
- Standard package: WFG-1015:color box 20':31968 40'HQ:73070
WFG-2115:color box 20':31397 40'HQ:71765



WFG -1015

WFG -2115

Model	Free speed	Average air consumption		Collet	Angle	Length		Weight		Air pressure		Per Ctn	Size of Ctn	G.W./N.W.
	RPM	cfm	L/min			mm	in	KG	LB	Psi	Kg/cm ²	Pcs	cm	Kgs
WFG-1220	20,000	4	113	1/8", 1/4" 3,6	0°	205	8.07	0.54	1.19	90	6.3	30	35.5x22.5x27	19/17
WFG-2020						210	8.27	0.60	1.32				35x23x27.5	20/18
WFG-1221	20,000	4	113	1/8", 1/4" 3,6	0°	240	9.45	0.61	1.34	90	6.3	30	35x26x26	20/18
WFG-2021						245	9.65	0.65	1.43				38x28x31	22/20
WFG-1222	20,000	4	113	1/8", 1/4" 3,6	/	285	11.2	0.70	1.54	90	6.3	30	36.5x30.5x30	23/21
WFG-2022						295	11.6	0.75	1.65				35.5x31.5x30	25/23
WFG-1015	20,000	4	113	1/8", 1/4" 3,6	90°	157	6.18	0.56	1.23	90	6.3	30	39x27.5x24.5	19/17
WFG-2115						165	6.5	0.61	1.34				39x28x24.5	21/19


WFC-3410

3" AIR CUT OFF TOOL

- Safety type Composite handle designed for two hands operation.180° adjustable in flexibility




Trigger with safety lever designed to avoid injury against accidental starting.



- Adjustable air regulator, allows the operator to adjust speed accordingly



- Tool body designed and fabricated with high strength fiber reinforced plastics to reduce the tool weight



- Rear 360 exhaust.

Features:

- Rear 360° exhaust
- Adjustable inlet desingn,convenient operation
- Exclusive composite body with texture designed for much stronger and comfortable operation
- Ideal for cutting off mufflers, tail pipes and other metal parts quickly
- Standard package: color box 20':6780 40'HQ:15498

Model	Free speed	Average air consumption		Wheel		Angle	Length		Weight		Air pressure		Per Ctn	Size of Ctn	G.W./N.W.
	RPM	cfm	L/min	In	mm		mm	in	KG	LB	Psi	Kg/cm²	Pcs	cm	Kgs
WFC-3410	18,000	6	169	3"	76.2	0°	200	7.87	0.76	1.67	90	6.3	20	63x23x57	17/15

WFC-1410 / WFC-2411

3" AIR CUT OFF TOOL

- WFC-1410:Rear exhaust / WFC-2411:Rear 360° exhaust
- Durable and lightweight die cast aluminum body
- Convenient one hand operation with safety trigger for easy and safety start
- Chrome-plated steel guard protects the operator from sparks at operation
- Ideal for cutting off mufflers, tail pipes and other metal parts quickly
- Standard package: WFC-1410:color box 20':13329 40'HQ:30467
- WFC-2411:color box 20':15790 40'HQ:36091



WFG-1218 / WFG-2218

4" AIR ANGLE GRINDER

- Front exhaust
- Durable and lightweight die cast aluminum body
- Convenient one hand operation with safety trigger for easy and safety start
- Auxiliary side handle for greater comfort and control
- Ideal for removing rust and smoothing welds, nice for light cutting jobs quickly
- 5" grinding disc (optional)
- Standard package: color box 20':6115 40'HQ:13978



WFG-1219 / WFG-2219

4" AIR ANGLE GRINDER

- Front exhaust
- Durable and lightweight die cast aluminum body
- Speed adjustable regulator for easy and safety start
- Auxiliary side handle for greater comfort and control
- Ideal for removing rust and smoothing welds, nice for light cutting jobs
- 5" grinding disc (optional)
- Standard package: color box 20':6837 40'HQ:15628



Model	Free speed	Average air consumption		Wheel		Angle	Length		Weight		Air pressure		Per Ctn	Size of Ctn	G.W./N.W.
	RPM	cfm	L/min	In	mm		mm	in	KG	LB	Psi	Kg/cm²	Pcs	cm	Kgs
WFC-1410 WFC-2411	18,000	6	169	3"	76.2	0°	187 194	7.36 7.64	0.74 0.83	1.63 1.83	90	6.3	20	48.5x22.5x38.5 48.5x22.5x32.5	17/15 19/17
WFG-1218 WFG-2218	10,000	6	169	4"&5"	101.6&127	90°	228	8.98	1.76 1.90	3.87 4.18	90	6.3	10	74x27x22.5	20/18 21/19
WFG-1219 WFG-2219	10,000 10,000	6 6	169 169	4"&5"	101.6&127 4"&5" 101.6&127	90° 90°	208 208	8.20 8.20	1.82 2.0	4.0 4.40	90 90	6.3 6.3	10 10	73x25.5x22 73x25.5x22	20/19 21/20

WF-050A AIR SANDER & VACUUM CLEANER SET COMPACT POWERFUL ENVIRONMENTAL

Features

- Compact, powerful and environmental.
- Smart, lightweight and easy to transport.
- Multifunctional machine set both for sanding and dust cleaning etc, easy for end users to operate.
- High extracting rate up to 85%.
- Long durability, high reliability.

Including

- 1pc WFS-1238 Air sander
- 1pc electric vacuum cleaner
- 1pc extracting pipe
- 1pc 80-mesh sanding paper
- 1pc 120-mesh sanding paper
- 1pc oil pot
- 1pc nipple
- 1pc manual

Application

Ideal for sanding wood, car surface and metal etc. widely applied in furniture, car repair and beauty industry, and others etc.



NEW!

WF-050B AIR SANDER & VACUUM CLEANER SET COMPACT POWERFUL ENVIRONMENTAL

Features

- Compact, powerful and environmental.
- Smart, lightweight and easy to transport.
- Multifunctional machine set both for sanding and dust cleaning etc, easy for end users to operate.
- Li-ion type can support your work in anywhere, without limit to power supply.
- High extracting rate up to 80%.
- Long durability, high reliability.

Including

- 1pc WFS-1238 Air sander
- 1pc Li-ion vacuum cleaner
- 1pc extracting pipe
- 1pc 80-mesh sanding paper
- 1pc 120-mesh sanding paper
- 1pc oil pot
- 1pc nipple
- 1pc manual

Application

Ideal for sanding wood, car surface and metal etc. widely applied in furniture, car repair and beauty industry, others etc.



Model WF-050A		Model WF-050B	
Volt:	230V/50HZ, 120V/60HZ	Volt:	DC 18V
Motor Power:	1200W	Motor Power:	120W
Vacuum degree:	18Kpa	Battery capacity:	2000MAH
Extracting rate:	> 85%	Vacuum degree:	10Kpa
Sanding free speed:	10500RPM	Extracting rate:	> 80%
Sanding pad:	5" , 125mm / 6" , 150mm	Sanding speed:	10500RPM
Air consumption:	3 CFM	Sanding pad:	5" , 125mm / 6" , 150mm
Air inlet pressure:	90PSI, 6.3bar	Air consumption:	3 CFM
Net weight:	4.3kgs	Air inlet pressure:	90PSI, 6.3bar
Gross weight:	5.0kgs	Net weight:	3.8kgs
Carton Size:	43*29.5*34cm 1SET/CTN	Gross weight:	4.5kgs
		Carton Size:	43*29.5*25.5cm 1SET/CTN

WFS-3138 6" AIR ORBIT SANDER (CENTRAL-VACUUM)

- New design with shock-resistance device, reducing vibration in operation.

- Front cover in new design with dust proof device to improve the performance and working life

- Body grip designed with non-slip for comfortable, easy operation and long time



- Additional vacuum suction device, improving vacuum suction volume.

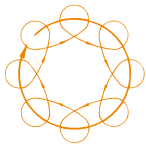
- Rear 360°exhaust.

Features:

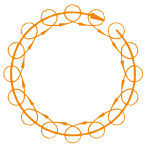
- Rear 360°exhaust
- PA6 body with soft TPE handle grip of lightweight and ergonomic design
- Grip designed with nice curve,concave and convex dots bring super feeling of layering
- Special design of PA6 trigger for comfortable operation
- 3/16"(5mm) orbit pattern for general sanding.
- 3/32"(2.5mm) orbit pattern for ultra-fine sanding.
- Standard package: color box 20':5609 40'HQ:12821

Model	Free speed	Average air consumption		Pad		Angle	Length		Weight		Air pressure		Per Ctn	Size of Ctn	G.W./N.W.
	RPM	cfm	L/min	In	mm		mm	in	KG	LB	Psi	Kg/cm ²	Pcs	cm	Kgs
WFS-3138	10,500	3.5	99	6"	150	90°	200	7.9	0.88	1.93	90	6.3	10	80x26x24	10/9

RANDOM ORBITAL SANDERS

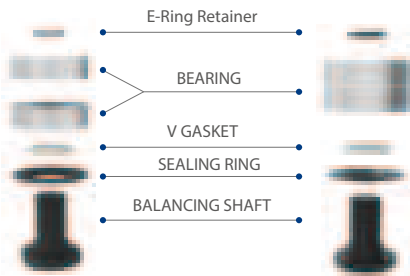


3/16" (5 mm)
Diameter Orbit
For General Sanding



3/32" (2.5 mm)
Diameter Orbit
For Ultra-Fine Sanding

TWO CHOICE



WFS-1138A / WFS-1438A

6" or 5" AIR ORBIT SANDER (NON-VACUUM)

- Rear 360°exhaust
- Die cast aluminum body with soft handle grip in light weight and ergonomic design.
- Grip designed with nice curve, and embossed dots bring super hand feel.
- Specially designed PA6 trigger for comfortable operation.
- 3/16"(5mm) orbit pattern for general sanding.
- 3/32"(2.5mm) orbit pattern for ultra-fine sanding.
- Standard package: color box 20':5609 40'HQ:12821

PAD CHOICE:



(A)Velcro Face



(B)Vinyl Face



NEW!

WFS-1238A / WFS-1538A

6" or 5" AIR ORBIT SANDER (CENTRAL-VACUUM)

- Rear 360°exhaust
- Die cast aluminum body with soft handle grip in light weight and ergonomic design.
- Grip designed with nice curve, and embossed dots bring super hand feel.
- Specially designed PA6 trigger make much comfortable during operation.
- 3/16"(5mm) orbit pattern for general sanding.
- 3/32"(2.5mm) orbit pattern for ultra-fine sanding.
- Standard package: color box 20':5609 40'HQ:12821



Velcro Face



NEW!

WFS-1338A / WFS-1638A

6" or 5" AIR ORBIT SANDER (SELF-GENERATED VACUUM)

- Rear exhaust
- Die cast aluminum body with soft handle grip in light weight and ergonomic design.
- Grip designed with nice curve,concave and convex dots bring super feeling of layering.
- Specially designed PA6 trigger make much comfortable during operation.
- 3/16"(5mm) orbit pattern for General Sanding.
- 3/32"(2.5mm) orbit pattern for Ultra-fine Sanding.
- Excellent cleaning perfoormace with cleaning bag and hose
- Standard package: color box 20':3660 40'HQ:8380





Velcro Face



NEW!

Model	Free speed	Average air consumption		Pad		Angle	Length		Weight		Air pressure		Per Ctn	Size of Ctn	G.W./N.W.
		cfm	L/min	In	mm		mm	in	KG	LB	Psi	Kg/cm ²			
WFS-1138A WFS-1438A	10,500	3.5	99	6"	150	90°	170	6.7	0.95	2.09	90	6.3	10	80x26x24	11/10
				5"	127		158	6.2	0.92	2.02					
WFS-1238A WFS-1538A	10,500	3.5	99	6"	150	90°	200	7.9	0.96	2.11	90	6.3	10	80x26x23.5	11/10
				5"	127		188	7.4	0.94	2.06					
WFS-1338A WFS-1638A	10,500	3.5	99	6"	150	90°	214	8.4	0.98	2.15	90	6.3	10	103x28.5x26	11/10
				5"	127		202	8	0.95	2.09					

INTERNAL CONSTRUCTION



WFS-3038A / WFS-3338A

6"or 5" AIR ORBIT SANDER (NON-VACUUM)

- Rear 360°exhaust
- PA6 body with soft TPE handle grip in light weight and ergonomic design
- Grip designed with nice curve, and embossed dots bring super hand feel
- Specially designed PA6 trigger for comfortable operation
- 3/16"(5mm) orbit pattern for general sanding.
- 3/32"(2.5mm) orbit pattern for ultra-fine sanding.
- Standard package: color box 20':5609 40'HQ:12821

PAD CHOICE:



(A)Velcro Face



(B)Vinyl Face



NEW!

WFS-3138A / WFS-3438A

6" or 5" AIR ORBIT SANDER(CENTRAL-VACUUM)

- Rear 360°exhaust
- PA6 body with soft TPE handle grip in light weight and ergonomic design
- Grip designed with nice curve, and embossed dots bring super hand feel
- Specially designed PA6 trigger for comfortable operation
- 3/16"(5mm) orbit pattern for general sanding.
- 3/32"(2.5mm) orbit pattern for ultra-fine sanding.
- Standard package: color box 20':5609 40'HQ:12821



Velcro Face



NEW!

WFS-3238A / WFS-3538A

6" or 5" AIR ORBIT SANDER (SELF-GENERATED VACUUM)

- Rear exhaust
- PA6 body with soft TPE handle grip in lightweight and ergonomic design
- Grip designed with nice curve, and embossed dots bring super hand feel
- Specially designed PA6 trigger for comfortable operation
- 3/16"(5mm) orbit pattern for general sanding.
- 3/32"(2.5mm) orbit pattern for ultra-fine sanding.
- Excellent cleaning performance with cleaning bag and hose
- Standard package: color box 20':3660 40'HQ:8380



Velcro Face



NEW!

Model	Free speed	Average air consumption		Pad		Angle	Length		Weight		Air pressure		Per Ctn	Size of Ctn	G.W./N.W.
		cfm	L/min	In	mm		mm	in	KG	LB	Psi	Kg/cm ²			
WFS-3038A WFS-3338A	10,500	3.5	99	6"	150	90°	170	6.7	0.87	1.91	90	6.3	10	80x26x24	11/10
				5"	127		158	6.2	0.84	1.84				80x26x24	10/9
WFS-3138A WFS-3438A	10,500	3.5	99	6"	150	90°	200	7.9	0.88	1.93	90	6.3	10	80x26x24	11/10
				5"	127		188	7.4	0.86	1.89				80x26.5x224	10/9
WFS-3238A WFS-3538A	10,500	3.5	99	6"	150	90°	241	8.4	0.9	1.98	90	6.3	10	103x28.5x26	10/9
				5"	127		202	8	0.87	1.91				103x28.5x26	

WFS-1138 / WFS-1438

6" or 5" AIR ORBIT SANDER (NON-VACUUM)

- Rear 360°exhaust
- Die cast aluminum body with soft handle grip in light weight and ergonomic design.
- Grip designed with nice curve, and embossed dots bring super hand feel.
- Specially designed PA6 trigger for comfortable operation.
- 3/16"(5mm) orbit pattern for general sanding.
- 3/32"(2.5mm) orbit pattern for ultra-fine sanding.
- Standard package: color box 20':5609 40'HQ:12821



WFS-1238 / WFS-1538

6" or 5" AIR ORBIT SANDER (CENTRAL-VACUUM)

- Rear 360°exhaust
- Die cast aluminum body with soft handle grip in light weight and ergonomic design.
- Grip designed with nice curve, and embossed dots bring super hand feel.
- Specially designed PA6 trigger make much comfortable during operation.
- 3/16"(5mm) orbit pattern for general sanding.
- 3/32"(2.5mm) orbit pattern for ultra-fine sanding.
- Standard package: color box 20':5609 40'HQ:12821



WFS-1338 / WFS-1638

6" or 5" AIR ORBIT SANDER (SELF-GENERATED VACUUM)

- Rear exhaust
- Die cast aluminum body with soft handle grip in light weight and ergonomic design.
- Grip designed with nice curve,concave and convex dots bring super feeling of layering.
- Specially designed PA6 trigger make much comfortable during operation.
- 3/16"(5mm) orbit pattern for General Sanding.
- 3/32"(2.5mm) orbit pattern for Ultra-fine Sanding.
- Excellent cleaning performance with cleaning bag and hose
- Standard package: color box 20':3660 40'HQ:8380



Model	Free speed	Average air consumption		Pad		Angle	Length		Weight		Air pressure		Per Ctn	Size of Ctn	G.W./N.W.
		cfm	L/min	In	mm		mm	in	KG	LB	Psi	Kg/cm ²			
WFS-1138 WFS-1438	10,500	3.5	99	6" 5"	150 127	90°	170 158	6.7 6.2	0.95 0.92	2.09 2.02	90	6.3	10	80x26x24	11/10
WFS-1238 WFS-1538	10,500	3.5	99	6" 5"	150 127	90°	200 188	7.9 7.4	0.96 0.94	2.11 2.06	90	6.3	10	80x26x23.5	11/10
WFS-1338 WFS-1638	10,500	3.5	99	6" 5"	150 127	90°	214 202	8.4 8	0.98 0.95	2.15 2.09	90	6.3	10	103x28.5x26	11/10

WFS-3038 / WFS-3338

6"or 5" AIR ORBIT SANDER (NON-VACUUM)

- Rear 360°exhaust
- PA6 body with soft TPE handle grip in light weight and ergonomic design
- Grip designed with nice curve, and embossed dots bring super hand feel
- Specially designed PA6 trigger for comfortable operation
- 3/16"(5mm) orbit pattern for general sanding.
- 3/32"(2.5mm) orbit pattern for ultra-fine sanding.
- Standard package: color box 20':5609 40'HQ:12821



WFS-3138 / WFS-3438

6" or 5" AIR ORBIT SANDER(CENTRAL-VACUUM)

- Rear 360°exhaust
- PA6 body with soft TPE handle grip in light weight and ergonomic design
- Grip designed with nice curve, and embossed dots bring super hand feel
- Specially designed PA6 trigger for comfortable operation
- 3/16"(5mm) orbit pattern for general sanding.
- 3/32"(2.5mm) orbit pattern for ultra-fine sanding.
- Standard package: color box 20':5609 40'HQ:12821



WFS-3238 / WFS-3538

6" or 5" AIR ORBIT SANDER (SELF-GENERATED VACUUM)

- Rear exhaust
- PA6 body with soft TPE handle grip in lightweight and ergonomic design
- Grip designed with nice curve, and embossed dots bring super hand feel
- Specially designed PA6 trigger for comfortable operation
- 3/16"(5mm) orbit pattern for general sanding.
- 3/32"(2.5mm) orbit pattern for ultra-fine sanding.
- Excellent cleaning performance with cleaning bag and hose
- Standard package: color box 20':3660 40'HQ:8380



WFS-4038 / WFS-4338

6"or 5" AIR ORBIT SANDER (NON-VACUUM)

- Rear 360°exhaust
- PA6 body with soft TPE handle grip in lightweight and ergonomic design
- Grip designed with nice curve, and embossed dots bring super hand feel
- Specially designed PA6 trigger for comfortable operation
- 3/16"(5mm) orbit pattern for general sanding.
- 3/32"(2.5mm) orbit pattern for ultra-fine sanding.



Model	Free speed	Average air consumption		Pad		Angle	Length		Weight		Air pressure		Per Ctn	Size of Ctn	G.W./N.W.
		cfm	L/min	In	mm		mm	in	KG	LB	Psi	Kg/cm ²			
WFS-3038 WFS-3338	10,500	3.5	99	6" 5"	150 127	90°	170 158	6.7 6.2	0.87 0.84	1.91 1.84	90	6.3	10	80x26x24 80x26x24	11/10 10/9
WFS-3138 WFS-3438	10,500	3.5	99	6" 5"	150 127	90°	200 188	7.9 7.4	0.88 0.86	1.93 1.89	90	6.3	10	80x26x24 80x26.5x224	11/10 10/9
WFS-3238 WFS-3538	10,500	3.5	99	6" 5"	150 127	90°	241 202	8.4 8	0.9 0.87	1.98 1.91	90	6.3	10	103x28.5x26 103x28.5x26	10/9
WFS-4038 WFS-4338	10,000	3.5	99	6" 5"	150 127	90°	160 148	6.3 5.83	0.94 0.91	2.07 2.00	90	6.3	10	75x19x26 75x15x26	11/10

WFS-4238 / WFS-4538
6" or 5" AIR ORBIT SANDER (SELF-GENERATED VACUUM)

- Rear exhaust
- PA6 body with soft TPE handle grip in lightweight and ergonomic design
- Grip designed with nice curve, and embossed dots bring super hand feel
- Specially designed PA6 trigger for comfortable operation
- 3/16"(5mm) orbit pattern for general sanding.
- 3/32"(2.5mm) orbit pattern for ultra-fine sanding.
- Excellent cleaning performance with cleaning bag and hose



WFS-1133/2133
3" AIR PALM SANDER

- Rear Exhaust
- WFS-1133-aluminum housing
- WFS-2133-plastic housing
- Light weight and compact design
- Thick grip with comfortable hand feel and low vibration
- 3/32"(2.5mm) orbit pattern for ultra-fine sanding
- To polish the defective marks after sanding,for small area repair work;



WFS-3034
3"&2" AIR ANGLE SANDER

- Handle exhaust.Reversible
- Lightweight and durable composite body with texture designed for much stronger and comfortable
- Adjustable knob designed on top suitable for single hand operation to adjust speed.
- Specially designed PA6 trigger for comfortable operation.
- Standard package: color box 20':21116 40'HQ:48265



WFS-3034A
3" & 2" AIR ANGLE ORBIT SANDER

- Handle exhaust.Reversible
- Lightweight and durable composite body with texture designed for much stronger and comfortable
- Orbital diameter with stronger compression strength.
- Adjustable knob designed on top suitable for single hand operation to adjust speed.
- Specially designed PA6 trigger for comfortable operation.
- Standard package: color box 20':21116 40'HQ:48265



Model	Free speed	Average air consumption		Pad		Angle	Length		Weight		Air pressure		Per Ctn	Size of Ctn	G.W./N.W.
		cfm	L/min	In	mm		mm	in	KG	LB	Psi	Kg/cm ²			
WFS-4238 WFS-4538	10,000	3.5	99	6"	150	90°	160	6.3	1.07	2.35	90	6.3	10	92x26.5x23.5 92x26.5x23.5	12/11
WFS-1133 WFS-2133	11,000	3.5	99	3"	75	90°	130	5.1	0.68	1.49	90	6.3	20	47.5x31.5x23	16/14
WFS-3034	16,000	4	113	2 1/2"	50.8	90°	153	6.0	0.66	1.45	90	6.3	20	34x26x30	15/14
WFS-3034A	16,000	4	113	2 1/2"	50.8	90°	153	6.0	0.66	1.45	90	6.3	20	34x26x30	15/14

WFS-3031
2" MINI AIR ANGLE SANDER

- Rear360°exhaust
- Exclusive composite body with texture designed for much stronger, durable and comfortable feeling of texture
- Adjustable inlet design,convenient operation
- Ideal for light sanding jobs, removing rust and smoothing welds
- 2"/3" velcro pad or vinyl pad optional
- Standard package: color box 20':26370 40'HQ:60300



WFS-3032/3032A
3" AIR ANGLE SANDER

- Rear Exhaust
- 7°drift control and comfortable ergonomic design.
- High torque planetary structure
- Lightweight insulated handle with muffler to reduce vibration and noise.
- Ideal choice for polishing on plastic parts,coating finish, fiberglass,etc.
- Standard package: color box 20':20000 40'HQ:48570



WFS-3032B
2"/3" HIGH SPEED AIR SANDER

- Rear exhaust
- 7°drift control and comfortable ergonomic design.
- Lightweight insulated handle with muffler to reduce vibration and noise.
- Optional pad sizes: 2" or 3"
- Standard package: color box 20':20000 40'HQ:48570



WFS-3032C
2"/3" AIR ANGLE SANDER

- Rear exhaust
- 7°drift control and comfortable ergonomic design.
- Lightweight insulated handle with muffler to reduce vibration and noise.
- To polish the defective marks after sanding, for small area repair work;
- 3mm orbit pattern
- Standard package: color box 20':20000 40'HQ:48570



Model	Free speed	Average air consumption		Pad		Angle	Length		Weight		Air pressure		Per Ctn	Size of Ctn	G.W./N.W.
		cfm	L/min	In	mm		mm	in	KG	LB	Psi	Kg/cm ²			
WFS-3031	15,000	3	84	2"	50.8	90°	170	7.1	0.62	1.4	90	6.3	30	38x33.5x25	21/20
WFS-3032 WFS-3032A	5,000 3,200	3.5	99	3"	76.2	90°	206	8.6	0.65	1.47	90	6.3	10	26.5x21.5x23.5	8/7
WFS-3032B	20,000	3.5	99	3"	127	90°	204	8.04	0.56	1.23	90	6.3	10	26.5x21.5x23.5	6/7
WFS-3032C	20,000	3.5	99	2"	50.8	90°	195	7.69	0.65	1.47	90	6.3	10	26.5x21.5x23.5	8/7

WFS -1031 / WFS -2131
2" AIR ANGLE SANDER

- WFS-1031:Rear exhaust / WFS-2131:Rear 360°exhaust
- Durable and lightweight die cast aluminum body with TPE soft handle grip
- Exclusive grip with texture designed for much stronger and comfortable
- Convenient one hand operation with safety trigger for easy and safety start.
- 2"/3"velcro pad or vinyl pad optional
- Standard package: WFS-1031:color box 20':26394 40'HQ:60330
WFS-2131:color box 20':26760 40'HQ:61200



WFS-1030
6" DUAL ACTION AIR SANDER

- Bottom exhaust
- Durable and lightweight die cast aluminum body with soft handle grip
- Swirl-free finishes from its dual action pad motion
- Orbital sander provides a patternless finish
- Rotary action assures smooth and circulating sanding
- Ideal for sanding jobs like feather edging, metal preparation and blending body filler
- Velcro pad and vinyl pad optional
- Standard package: color box 20':6620 40'HQ:15132



WFS -1032
6" DUAL ACTION AIR SANDER

- Bottom exhaust
- Durable and lightweight die cast aluminum body with soft handle grip
- Swirl-free finishes from its dual action pad motion
- Orbital sander provides a patternless finish
- Rotary action assures smooth and circulating sanding
- Ideal for sanding jobs like feather edging,metal preparation and blending body filler
- Standard package: color box 20':8370 40'HQ:19130



WFS -1033
5" AIR HIGH SPEED SANDER


- Front exhaust
- Durable and lightweight die cast aluminum body
- Screw driving and easy start
- Include: 3PCS sanding paper (3", 5"and 6")
- Ideal for light sanding jobs,removing rust and smoothing weldsStandard
- package: color box 20':16008 40'HQ:36589



Model	Free speed	Average air consumption		Pad		Angle	Length		Weight		Air pressure		Per Ctn	Size of Ctn	G.W./N.W.
		cfm	L/min	In	mm		mm	in	KG	LB	Psi	Kg/cm ²			
WFS -1031 WFS -2131	15,000	3	84	2"	50.8	90°	165	6.50	0.62	1.37	90	6.3	30	38x33.5x25 40x32x24.5	21/20
WFS-1030	10,000	4	113	6"	150	90°	227	8.94	1.84	4.04	90	6.3	10	38x26.5x42	20/19
WFS-1032	10,000	4	113	6"	150	90°	227	8.94	1.5	3.3	90	6.3	10	32.5x24.5x42	16/15
WFS-1033	18,000	4	113	5"	127	90°	125	4.92	0.97	2.13	90	6.3	10	31x18.5x30.5	11/10

WFJ-1035
AIR JITTERBUG SANDER

- Rear exhaust
- Durable die cast aluminum body
- Balance ball bearing construction
- Positive locking clamps hold sand paper firmly in position
- Automatic release throttle lever with positive stop action
- Make fast work of smoothing fiberglass, wood , and take care of any sanding job on paint, metal, and fiberglass
- Standard package: color box 20':8418 40'HQ:19240



WFS-1037
10MM BELT SANDER

- Rear exhaust
- Durable and lightweight die cast aluminum body
- Belt type for full range of grinding.
- Ideal for light sanding jobs,removing rust and smoothing weldsStandard
- package: color box 20':8584 40'HQ:19620



WFS-1037A
20MM BELT SANDER

- Rear exhaust
- Durable and lightweight die cast aluminum body
- Composite handle and trigger with safety lever to avoid injury against accidental start
- and speed adjustable
- Belt type for full range of grinding.
- Ideal for light sanding jobs, removing rust and smoothing weldsStandard
- package: color box 20':4140 40'HQ:10060



WFS-2033
MULTIFUNCTIONAL GRINDER

- Rear 360°exhaust
- The aluminum body in lightweight design for comfortable and convenient operation.
- Adjustable inlet design,convenient operation
- Good chioce for polishing ,shoveling and sawing
- Include :1pc PAD 1pc 5mm hex key ,2Pcs shovel, 3pc saw blade.
- Standard package: color box 20':16970 40'HQ:38788



Model	Free speed	Average air consumption		Pad		Angle	Length		Weight		Air pressure		Per Ctn	Size of Ctn	G.W./N.W.
		cfm	L/min	In	mm		mm	in	KG	LB	Psi	Kg/cm ²			
WFJ-1035	8,000	3	84		0.47*3.54*6.07 12*90*170	90°	170	7.58	1.90	4.18	90	6.3	10	56x22x27	20/19
WFS-1037	18,000	4	113		25/64"x13" 10x330	90°	260	10.23	0.75	1.65	90	6.3	10	31x30.5x34.5	9/8
WFS-1037A	16,000	4	113		3/4"x20.5 20x520	90°	380	14.96	1.27	2.8	90	6.3	20	60x50x45	26/25
WFS-2033	180,00	4.5	127		/	90°	216.5	8.52	0.92	2.11	90	6.3	10	25x22x30	11/10


WFB-1600
AIR BOOY SAW

- Front exhaust
- Trigger with safety lever designed to avoid injury against accidental start
- Die cast aluminum body
- Applied to wood and metal material sawing
- Workable with 24T, 32T saw blade, sawing wood and metal (steel:1.6mm , aluminum:2.0mm)
- Standard package: color box 20':21368 40'HQ:48840



WFB-2600
AIR BOOY SAW

- Multi-function air saw & file
- Rear exhaust
- Trigger with safety lever designed to avoid injury against accidental start
- Die cast aluminum body
- Applied to wood and metal material sawing
- Standard with 24T saw blade, sawing wood and metal(Aluminum up to 2.0mm, Steel up to 1.6mm)
- Standard package: color box 20': 5180 40'HQ: 12580



WFH-1046
AIR NEEDLE SCALER

- Front exhaust.19 hardened steel needlesAluminum housing,long service life, optional plastic handle grip
- Use this air needle scaler to take off weld flux, rust, scale, paint, cement and other residues.
- Ideal for use with hard, durable, irregular surfaces that can withstand a heavy scouring.
- Standard package: color box 20': 9650 40'HQ: 23440



WFH-1047
AIR NEEDLE SCALER

- Front exhaust, Iron housing 19 hardened steel needles
- Aluminum housing,long service life, optional plastic handle grip
- Use this air needle scaler to take off weld flux, rust, scale, paint, cement and other residues.
- Ideal for use with hard, durable, irregular surfaces that can withstand a heavy scouring.
- Standard package: color box 20': 3498 40'HQ: 8496




Model	Free speed	Average air consumption		Air inlet	Length		Weight		Air pressure		Per Ctn	Size of Ctn	G.W./N.W.
		cfm	L/min		mm	in	KG	LB	Psi	Kg/cm ²			
WFB-1600	BPM	6	169	1/4"	235	9.25	0.54	1.18	90	6.3	20	36x26x28	13/11
WFB-2600	5,000	6	169	1/4"	245	9.65	0.97	2.14	90	6.3	20	60x40x45	25/24

Model	Free speed	Average air consumption		Chisel Shank		Barrel Stroke		Length		Weight		Air pressure		Per Ctn	Size of Ctn	G.W./N.W.	
	BPM	cfm	L/min	In	mm	type	In	mm	mm	in	KG	LB	Psi	Kg/cm ²	Pcs	cm	Kgs
WFH-1046	4,500	4	113	/			1.69	43	351	13.71	2.37	5.21	90	6.3	10	35x27x30	25/24
WFH-1047	4,000	3.5	99	/			0.16	4	460	18.11	2.82	6.22	90	6.3	6	40x30x40	18/17

WFX-1501
AIR METAL SHEAR

- Front exhaust
- Die cast aluminum body in ergonomic design for convenient operation
- Hardened steel blades for smooth and clean cuts through metal, aluminum and plastic
- Specially designed cutter head and trigger for high performance and reliable service during cuttings.
- Standard package: color box 20':9380 40'HQ:21440



WFX-1500
AIR METAL SHEAR

- Handle exhaust
- Die cast aluminum body in ergonomic design (pistol type) for convenient operation
- Hardened steel blades for smooth and clean cuts through metal, aluminum and plastic
- Specially designed cutter head for high performance and reliable service during cuttings.
- Standard package: color box 20':7180 40'HQ:16410




WFX-1503
AIR NIBBLER (PULL TYPE)

- Front exhaust
- Die cast aluminum body in ergonomic design for convenient operation
- Cuts up to 0.5-1.2mm steel without leaving burrs or deformed edges
- Adjustable die can be placed in various cutting positions to suite applications
- Standard package: color box 20':19555 40'HQ:44698



WFX-1503A



Model	Free speed	Average air consumption		Cutting Capacity		Width of Cut		Length		Weight		Air pressure		Per Ctn	Size of Ctn	G.W./N.W.
		cfm	L/min	Steel	Aluminum	In	mm	mm	in	KG	LB	Psi	Kg/cm ²			
WFX-1501	2,500	5	141	1.2	1.4	7/32"	5.5	255	10.04	1	2.2	90	6.3	20	58x35.5x29	22/20
WFX-1500	1,800	5	141	1.2	1.4	7/32"	5.5	215	8.46	1.27	2.79	90	6.3	10	38x36x28.5	15/13

Model	Free speed	Average air consumption		Steel	Cutter Pole Diameter	Length		Weight		Air pressure		Per Ctn	Size of Ctn	G.W./N.W.
	BPM	cfm	L/min	mm		mm	in	KG	LB	Psi	Kg/cm ²	Pcs	cm	Kgs
WFX-1503 WFX-1503A	3,600	5	141	0.5-1.2	4.5 6	175	6.9	1	2.2	90	6.3	30	44x35.5x27.5	32/30

WFH-1041

Pneumatic Planishing Hammer

To smooth bigger metal piece, including welds and panel crowning. Also ideal for stretching, forming, flattening and various custom metal sheet fabrications



- To smooth large metal piece, including welds and panel crowning. Also ideal for stretching, forming, flattening and various custom metal sheet fabrications. In-line pressure regulator adjusts airflow to control hammering frequency. Heavy duty for all steel construction. C-frame has a 19-5/8" throat capacity to accommodate large work pieces
- 4-position anvil height in every 1/16" increments-50-100PSI operating pressure 875-1350 Blows Per Minute adjustable-Universal 1/4"-18 NPT air inlet
- Includes hammer with hammer head, anvil support shaft, 8 ft. long x 3/8" diameter rubber air hose and 3 anvils (1", 2" and 3" radius)




Cast Aluminum
Foot Pedal with
Top Guard



- Heavy duty all steel construction C-frame has a 19-5/8" throat capacity to accommodate large work pieces
- In-line pressure regulator adjusts airflow to control hammering intensity
- Includes hammer with hammer head, anvil support shaft, 8 ft. long x 3/8"
- Universal 1/4"-18NPT air inlet-4-position anvil height in 1/16" increments
- 50-100 PSI operating pressure-875-1350 Blows Per Minute

C-frame Part: Color box, 1set/CTN, 66x57x18.5cm. G.N/W: 18.5/17KGS
Holder: Color box, 1set/CTN, 85x34x16cm, G.N/W: 10.5/9.0KGS



WUFU PNEUMATIC TOOLS PNEUMATIC TOOLS KIT

[Http://www.wufutools.com](http://www.wufutools.com)

WF-001 17PCS AIR TOOL COMBO KIT

Including:

1pc-WFI-1070 1/2" air impact wrench
1pc-WFR-1060 1/2" air ratchet wrench
10pcs-1/2" dr sockets: 9, 10, 11, 13, 14, 17, 19, 22, 24, 27mm
1pc-4mm hex key
1pc-oil pot
1pc-mini oiler
1pc-nipple
1pc-blow mold case
PER CTN:4SETS
PACKAGE:COLOR SLEEVE
SIZE OF CTN:50x33.5x20.5CM
G.W./N.W.:27/25KGS
20':3260 40HQ:7452



WF-003 17PCS RATCHET WRENCH KIT

Including:

1pc-WFR-1060 1/2" or 3/8" air ratchet wrench
7pcs-1/2" dr sockets: 9, 10, 11, 13, 14, 17, 19mm
1pc-1/2" dr 75mm(3") extension bar
1pc-1/2" dr univ.joint
2pcs-phillips bits 30mm: #2,#3
1pc-slotted bit 30mm: 5.5mm
1pc-bit holder
1pc-oil pot
1pc-nipple
1pc-blow mold case
PER CTN:10 SETS
PACKAGE:COLOR SLEEVE
SIZE OF CTN:45x37x29.5CM
G.W./N.W.:28/26KGS
20':5700, 40'HQ:13000



WF-004 16PCS MINI DIE GRINDER KIT

Including:

1pc-WFG-1010 6mm (1/4") mini die grinder
2pcs-hand wrenches
5pcs-3mm(1/8") mounted grinding stones
5pcs-6mm(1/4") mounted grinding stones
1pc-3mm(1/8") collet
1pc-nipple
1pc-blow mold case
PER CTN:10SETS
PACKAGE:COLOR SLEEVE
SIZE OF CTN:43x24.5x29.5CM
G.W./N.W.:14/12KGS
20':9000, 40'HQ:20600



WF-002A,WF-002B 17PCS 1/2" AIR IMPACT WRENCH KIT

Including:

1pc-WFI-1070 1/2" air impact wrench
10pcs-1/2" dr sockets: 9, 10, 11, 13, 14, 17, 19, 22, 24, 27mm
1pc-1/2" dr 125mm(5") extension bar
1pc-4mm hex key
1pc-oil pot
1pc-mini oiler
1pc-nipple
1pc-blow mold case

WF-002A

PER CTN:6SETS
PACKAGE:COLOR SLEEVE
SIZE OF CTN(CM):54X28X31
G.W./N.W.(KGS):27/25
20':3582 40HQ:8315

WF-002B

PER CTN:6SETS
PACKAGE:COLOR SLEEVE
SIZE OF CTN:60.5X31.5X33CM
G.W./N.W.:26/22KGS
20':2670 40HQ:6200



WF-002B

WF-002A

WF-004A 16PCS DIE GRINDER KIT

Including:

1pc-WFG-1210 6mm(1/4") mini die grinder
2pcs-hand wrenches
5pcs-3mm(1/8") mounted grinding stones
5pcs-6mm(1/4") mounted grinding stones
1pc-3mm(1/8") collet
1pc-nipple
1pc-blow mold case
PER CTN: 10SETS
PACKAGE: COLOR SLEEVE
SIZE OF CTN: 43x24.5x29.5cm
G.W./N.W: 15/13KGS
20':9000 40'HQ:20600



WF-005

16PCS DIE GRINDER KIT

Including:

1pc-WFG-1310 6mm (1/4") air die grinder
2pcs-hand wrenches
5pcs-3mm(1/8") mounted grinding stones
5pcs-6mm(1/4") mounted grinding stones
1pc-3mm(1/8")collet
1pc-nipple
1pc-blow mold case
PER CTN:10SETS
PACKAGE: COLOR SLEEVE
SIZE OF CTN:42.5X24.5X29.5CM
G.W./N.W.:14/12KGS
20' :9120, 40'HQ:21172



WF-006

16PCS 3/8" AIR DRILL KIT

Including:

1pc-WFD-1050 3/8" air drill
10pcs-HSS twist drill bits:
1.5,2,2.5,3.5,4,4.5,5,5.5,6mm
1pc-oil pot
1pc-mini oiler
1pc-drill chuck key
1pc-nipple
1pc-blow mold case
PER CTN:8SETS
PACKAGE:COLOR SLEEVE
SIZE OF CTN:43x24.5x24.5cm
G.W./N.W.:14/11KGS
20' :8680, 40'HQ:19840



WF-002G

16PCS 1/2" AIR IMPACT WRENCH KIT

Including:

1pc-WFI-1070 1/2" air impact wrench
10pcs-1/2" dr sockets: 9,10,11,13,14,17,19,22,24,27mm
1pc-1/2" dr 125mm(5") extension bar
1pc-4mm hex key
1pc-oil pot
1pc-nipple
1pc-special designed blow mold case

PER CTN:4SETS
PACKAGE:COLOR SLEEVE
SIZE OF CTN:36X28.5X35.5CM
G.W./N.W.:19/18KGS
20' :3072, 40':4628



WF-003G

13PCS 1/2" AIR RATCHET WRENCH KIT

Including:

1pc-WFR-1061 1/2" air ratchet wrench
7pcs-1/2" dr sockets: 9, 10, 11, 13, 14, 17, 19mm
1pc-1/2" dr 75mm(3") extension bar
1pc-1/2" dr univ.joint
1pc-oil pot
1pc-nipple
1pc-special designed blow mold case

PER CTN:10SETS
PACKAGE:COLOR SLEEVE
SIZE OF CTN:48.5X35.5X37CM
G.W./N.W.:28/26KGS
20' :4400, 40':9250

WF-007

9PCS 150MM AIR HAMMER KIT

Including:

1pc-WFH-1040 150mm air hammer
1pc-spring retainer
1pc-oil pot
4pcs-120mm chisels (Round or Hex optional)
1pc-nipple
1pc-blow mold case
PER CTN:8SETS
PACKAGE:COLOR SLEEVE
SIZE OF CTN:46x32x29CM
G.W./N.W.:18/17KGS
20' :5240, 40'HQ:12000



WF-005G

17PCS AIR DIE GRINDER KIT

Including:

1pc-WFG-2311 1/4" air die grinder
2pcs-hand wrenches
5pcs-3mm(1/8") mounted grinding stones
5pcs-6mm(1/4") mounted grinding stones
1pc-plastic fixing block
1pc-3mm(1/8") collet
1pc-nipple
1pc-special designed blow mold case

PER CTN:10SETS
PACKAGE:COLOR SLEEVE
SIZE OF CTN:46x24.5x35CM
G.W./N.W.:16/15KGS
20' :7100, 40':16220



WF-007G

10PCS 150MM AIR HAMMER KIT

Including:

1pc-WFH-1040 150mm air hammer
1pc-spring retainer
3pcs-120mm hex shank chisels
2pcs-170mm hex shank chisels
1pc-oil pot
1pc-nipple
1pc-special designed blow mold case

PER CTN:10SETS
PACKAGE:COLOR SLEEVE
SIZE OF CTN:47.5X34.5X36CM
G.W./N.W.:25/24.5KGS
20' :4750, 40':10850

WF-008A 50 PCS AIR TOOL COMBO KIT

Including:

- 1pc-WFI-1070 1/2" air impact wrench
- 1pc-WFS-1030 6"dual action air sander
- 1pc-WFH-1040 150mm air hammer
- 1pc-WFG-1310 1/4"air die grinder
- 1pc-WFD-1050 3/8"reversible air drill
- 1pc-sanding pad
- 1pc-1/2" 125mm(5") extension bar
- 5pcs-6mm(1/4") mounted grinding stones
- 5pcs-3mm(1/8") mounted grinding stones
- 4pcs-120mm round shank chisels.
- 2pcs-14,19mm hand wrenches
- 4pcs-bits(L4,L6,PH2, Ph3)
- 1pc-oil pot
- 10pcs-mounted grinding stones
- 1pc-chuck key
- 1pc-4mm hex key
- 2pcs-sanding paper
- 5pcs-male plug
- 1pc-1/8" collet
- 1pc-spring retainer
- 1pc-blow mold case

PER CTN:2SETS
PACKAGE:COLOR SLEEVE
SIZE OF CTN:45X36.5X24CM
20':1421, 40'HQ:3299



WF-009 50PCS AIR TOOL COMBO KIT

Including:

- 1pc-WFI-1070 1/2" Air impact wrench
- 1pc-WFI-1060 3/8" Air ratchet wrench
- 1pc-WFH-1040 150mm Air hammer
- 1pc-Mini air blow gun
- 1pc-Spring retainer
- 1pc-75mm(3") extension bar
- 6pcs-Hex shank drive bits (L4, L5.5,T-10, T-15,PH2, PH3)
- 1pc-Bit holder
- 1pc-4mm hex key wrench
- 1pc-Sport needle adaptor
- 1pc-Safety nozzle tip
- 1pc-Air inflating needle tip
- 1pc-High pressure nozzle tip
- 1pc-Tapered nozzle tip
- 1pc-Rubber nozzle tip
- 1pc-Both ends with male thread hose connector
- 1pc-Female thread hose connector
- 1pc-Air chuck
- 1pc-Tire gauge
- 10pcs-Sockets(1/2", 9/16", 5/8", 11/16", 3/4",11, 12, 13,14, 17mm)
- 1pc-3/8" to 1/2" adaptor
- 1pc-Female nipple
- 5pcs-Male nipple
- 1pc-Female coupler
- 3pcs-120mm chisels
- 1pc-Mini oiler
- 1pc-Teflon tape
- 1pc-Swivel hose connector
- 1pc-Oil pot
- 1pc-Blow mold case

PER CTN:2SETS
PACKAGE:COLOR SLEEVE
SIZE OF CTN(CM):41X35.5X23.5CM
G.W./N.W.(KGS):19/17
20':1637, 40'HQ:3801



WF-010 35PCS AIR TOOL KIT

Including:

- 1pc-WFG-1310 6mm or 1/4" air die grinder
- 1pc-WFI-1070 1/2" air impact wrench
- 1pc-WFR-1060 1/2" or 3/8" air ratchet wrench
- 1pc-WFH-1040 150mm air hammer
- 1pc-4mm hex key wrench
- 1pc-3/8" or 1/2" adaptor
- 1pc -Female coupler
- 3pcs-6mm(1/4") mounted grinding stones
- 10pcs-DR. Impact socket(1/2", 9/16", 5/8", 11/16" 3/4", 11, 12, 13, 14, 17mm)
- (10pcs: 9, 10, 11, 13, 14, 17, 19, 22, 24, 27mm optional)
- 2pcs-Hand wrenches
- 3pcs-120mm chisels
- 1pc-Spring retainer
- 6pcs-Nippler
- 1pc-1/2" DR. Extension bar 3"
- 1pc-Oil pot
- 1pc-Blow mold case

PER CTN:2SETS
PACKAGE:COLOR SLEEVE
SIZE OF CTN:36X33.5X23.5CM
G.W./N.W.:18/16KGS
20':2968, 40'HQ:6890



WF-011 16PCS AIR DIE GRINDER KIT

Including:

- 1pc-WFG-1015 Air angle die grinder
- 1pc-3mm(1/8") collet
- 5pcs-6mm(1/4") mounted grinding stones
- 5pcs-3mm(1/8") mounted grinding stones
- 1pc-Nipple
- 2pcs-Hand wrenches
- 1pc-Blow mold case

PER CTN:10SETS
PACKAGE:COLOR SLEEVE
SIZE OF CTN:42.5X24.5X29CM
G.W./N.W.:18/16KGS
20':9271, 40'HQ:21523



WF-012 / WF-012A 17PCS AIR IMPACT WRENCH KIT

Including:

- 1pc-WFI-2070 / 2073 1/2" IMPACT WRENCH (TWIN HAMMER)
- 1pc-1/2" DR 125mm extension bar
- 10pcs-1/2" DR SOCKETS: 9,10,11,13,14,17,19,22,24,27mm
- 1pc-Mini oiler
- 1pc-5mm Hex key wrench
- 1pc-Oil pot
- 1pc-Nippler
- 1pc-Blow mold case
- PER CTN:4 SETS
PACKAGE:COLOR SLEEVE
SIZE OF CTN:60.5X31.5X22CM
G.W./N.W.:18/17KGS
20':2673, 40'HQ:6205



WF-013

6PCS AIR DRILL KIT

Including:

1pc-WFD-1057 1/2" reversible air drill
1pc-Handle (vice) holder
1pc-Copper handle ring
1pc-1/2" chuck key
1pc-Male Nipple
1pc-Blow mold case
PER CTN:10 SETS
SIZE OF CTE:42.5X24.5X29CM
20':9271, 40'HQ:21523



WF-015

52PCS AIR TOOL COMBO KIT

Including:

1pc-WFI-1070 1/2" Air Impact Wrench
1pc-WFG-1210 1/4" Air Die Grinder
1pc-Mini air blow gun
1pc-Tire Chuck
1pc-Tire Gauge
1pc-1/8" Collet
1pc-1/2" 75mm(3") Extension bar
1pc-4mm hex key wrench
5pcs-3/4" Sanding Roll
5pcs-1" Sanding Roll
5pcs-6mm(1/4") mounted grinding stones
5pcs-3mm(1/8") mounted grinding stones
2pcs-Hand Wrench
2pcs-Sanding Drums (3/4" & 1")
4pcs-Sockets (1/2", 9/16", 5/8", 3/4")
1pc-Female thread coupler
2pcs-Female air plug
2pcs-Male air plug
1pc-Oil pot
1pc-Inflating needle
1pc-Tapered nozzle tip
1pc-Male-male thread hose connector
1pc-Female-female thread hose connector
1pc-High pressure nozzle tip

1pc-Sport needle adaptor
1pc-Rubber nozzle tip
1pc-Safety nozzle tip
1pc-Teflon Tape
1pc-Blow mold case

PER CTN: 3 SETS
PACKAGE:COLOR SLEEVE
SIZE OF CTN:35.5x30x32cm
G.W./N.W.:20/18KGS
20':2463, 40'HQ:5634



WF-016

71PCS AIR TOOL COMBO KIT

Including:

1pc-WFI-1070 1/2" Air Impact Wrench
1pc-WFH-1040 150mm Air hammer
1pc-WFG-1310 1/4" Air Die grinder
1pc-WFR-1060 3/8" Air ratchet Wrench
1pc-Mini air blow gun
1pc-Oil pot
8pcs-1/2" Dr.CR-V Sockets: 1/2", 9/16", 5/8", 3/4", 11mm, 12mm, 13mm, 17mm
1pc-3/8" to 1/2" adaptor
1pc-1/8" Collet
1pc-Female quick coupler
1pc-bits holder
1pc-5/32 hex key
1pc-Spring Retainer
1pc-Teflon tape
1pc-Female plug
3pcs-120mm Chisels
1pc-Tire chuck
1pc-Blow gun nozzle adaptor
1pc-High pressure nozzle tip
5pcs-Male air plug
5pcs-1/4" mounted grinding stone
5pcs-1/8" mounted grinding stone
1pc-Sanding drum

10pcs-Sanding drum paper 3/4"
1pc-rubber nozzle tip
1pc-high pressure nozzle tip
1pc-Safety nozzle tip
9pcs-screwdriver bits, #2x2, #3, T-10, T-15, T-20, 3/16"x2, 1/4"
2pcs-hand wrenches
2pcs-Inflating needle
1pc-Blow mold case

Feature

1) Ideal for garage vehicle repair purpose, like wheel tire changing, cut off rust bolts, car engine repairing, and all kind of uneven panel surface grinding job. This tool kit includes air fitting accessories, sanding paper, grinding stones, blow gun, and sockets, to benefit and efficient your garage work.
2) Carrying case included
PER CTN: 2 SETS
PACKAGE: COLOR SLEEVE
SIZE OF CTN: 48.5X30.5X24CM
G.W./N.W.: 23/22KGS
20': 1577, 40'HQ: 3661



WF-018A

57 PCS AIR TOOL COMBO KIT

Including:

1pc-WFR-1060 3/8" Ratchet wrench
1pc-WFH-1040 150mm Air hammer
1pc-WFG-1210 1/4" Air die grinder
1pc-WFI-1070 1/2" Air impact wrench
1pc-WFS-1030 6" Dual action air sander
1pc-Mini air blow gun
1pc-Female air plug
1pc-Spring retainer
1pc-1/2" dr 75mm(3") extension bar
1pc-4mm hex key wrench
1pc-1/8" collet
1pc-Female coupler
1pc-Inflating needle tip
1pc-Tapered nozzle tip
5pcs-6mm(1/4") mounted grinding stones
5pcs-3mm(1/8") mounted grinding stones
1pc-Hose clamp
1pc-Rubber nozzle tip
1pc-High pressure nozzle tip
1pc-Teflon tape
1pc-Safety nozzle tip
2pcs-Hand wrenches
1pc-Oil pot
3pcs-120mm chisels
6pcs-Male thread air plug
7pcs-Impact sockets: 10, 11, 13, 14, 17, 19, 22mm
1pc-3/8" to 1/2" socket adaptor

6pcs-Sanding paper
1pc-6" Sanding pad
1pc-Blow mold case

PER CTN: 3 SETS
PACKAGE: COLOR SLEEVE
SIZE OF CTN: 42X35X34CM
20': 1680, 40'HQ: 3900



WF-021

68PCS AIR TOOL COMBO KIT

Including:

- | | |
|--|------------------------------|
| 1pc-WFI-1070 1/2" Air impact wrench | 1pc-Rubber nozzle tip |
| 1pc-WFH-1040 150mm air hammer | 1pc-Tapered nozzle tip |
| 1pc-WFR-1060 3/8" Air ratchet wrench | 1pc-Air inflating needle tip |
| 1pc-WFG-1210 1/4" Air die grinder | 1pc-High pressure nozzle tip |
| 1pc-DG-10-1 Air blow gun | 1pc-Safety nozzle tip |
| 1pc-Mini air blow gun | 1pc-Blow mold case |
| 1pc-Spring retainer | |
| 1pc-1/2"dr 3"(75mm) extension bar | PER CTN:2SETS |
| 1pc-Mini oiler | PACKAGE:COLOR SLEEVE |
| 1pc-4mm hex key wrench | SIZE OF CTN:47X30.5X27 CM |
| 8pcs-Impact sockets:12, 13,17, 19mm,
1/2",9/16", 5/8", 11/16" | 20':1447 40HQ:3359 |
| 1pc-3/8"-1/2" socket adaptor | |
| 1pc-Tire chuck | |
| 1pc-Teflon tape | |
| 4pcs-120mm chisels | |
| 2pcs-Hand wrench | |
| 5pcs-Sanding drum paper 3/4" | |
| 5pcs-Sanding drum paper 1" | |
| 5pcs-6mm(1/4") mounted grinding stones | |
| 5pcs-3mm(1/8") mounted grinding stones | |
| 2pcs-Sanding Drums(3/4"&1") | |
| 1pc-Female thread coupler | |
| 1pc-Swivel connector | |
| 7pcs-Female air plug | |
| 2pc-1/8" collet | |
| 1pc-Male-male thread hose connector | |
| 1pc-Female-male thread hose connector | |



WF-036

13PCS 3/ 4" IMPACT WRENCH KIT

Including:

- 1pc-3/4" Air Impact Wrench WFI-1072
8pcs- sockets (26, 27, 29,30, 32, 35, 36 ,38mm)
1pc-oil pot
1pcs-hex key (5mm)
1pc-nipple
1pc-blow mold case
PER CTN: 2SETS
PACKAGE:COLOR SLEEVE,
SIZE: 31X30X21.5CM
G.N/W: 12/11KGS
2pcs/ctn
20':2800 40'HQ: 6450



WF-037

10PCS 190MM AIR HAMMER KIT

Including:

- 1pc-WFH-1042 190mm air hammer
1pc-spring Retainer
5pcs-170mm Chisels (Round or Hex shank optional)
1pc-air plug
1pc-mini oiler
1pc-blow mold case
PER CTN:5SETS
PACKAGE:COLOR SLEEVE
SIZE OF CTN:37X35X22CM
20' :4915, 40'HQ:9835



WF-039A

23PCS 1/4"AIR ANGLE DIE GRINDER KIT

Including:

- 1PC WFG-2115 1/4" ANGLE AIR DIE GRINDER
5pcs 6mm (1/4") mounted grinding stones
5pcs 3mm(1/8") mounted grinding stones
1pc 1/4" collet, standard with the tool
1PC 1/8" collet
2pcs 2" cleaning discs-stripping
2pcs 3" cleaning discs-stripping
1pc 2" backing pads
1pc 3" backing pads
2pcs hand wrench
2pcs-disc holder (1/4")
PER CTN: 4SETS
PACKAGE: blow mold case
SIZE OF CTN : 36x28.5x36CM
20': 3008SETS
40':HQ:7036SETS



WF-039

23PCS 1/4"AIR ANGLE DIE GRINDER KIT

Including:

- | | |
|---|-------------------------------|
| 1PC WFG-2115 1/4" ANGLE AIR DIE GRINDER | 2pcs hand wrench |
| 5pcs 6mm (1/4") mounted grinding stones | 2pcs-disc holder (1/4") |
| 5pcs 3mm(1/8") mounted grinding stones | PER CTN: 10SETS |
| 1pc 1/4" collet, standard with the tool | PACKAGE: blister in color box |
| 1PC 1/8" collet | SIZE OF CTN : 52x37x27CM |
| 2pcs 2" cleaning discs-stripping | G.W/N.W: 15/14KGS |
| 2pcs 3" cleaning discs-stripping | 20': 5400SETS |
| 1pc 2" backing pads | 40':HQ:12350SETS |
| 1pc 3" backing pads | |

WF-044

27PCS AIR TOOL COMBO KIT

Including:

- 1pc-A60-1 air blow gun
1pc-TG-11 air inflating gun
1pc-WFI-1070 1/2"impact wrench
1pc-WFG-1210 1/4" air die grinder
1pc-5m 5x8mm air hose(PU or PE optional)
1pc-collet
5pcs-6mm(1/4") mounted grinding stones
5pcs-3mm(1/8") mounted grinding stones
3pcs sockets :14mm,17mm,19mm
1pc-Female thread quick coupler
4pcs-air plug
2pcs-spanner
1pc-blow mold case
PER CTN: 3SETS
PACKAGE: COLOR SLEEVE
SIZE OF CTN: 42.5x32x35CM
G.W/N.W: 15.5/14KGS 20': 1881SETS
40'HQ: 4002SETS



WF-043 18PCS MINI AIR DIE GRINDER KIT

Including:

1pc-mini air grinder
1pc-mini oiler
10pcs-3mm(1/8") mounted grinding stones
2pcs-female air plug
1pc-oil pot
2pcs-hand wrenches
1pc-blow mold case
PER CTN:10SETS
PACKAGE: COLOR SLEEVE
G.W/N.W: 9/8KGS
SIZE OF CTN:43X36X27CM
20':6700 40'HQ:15350



WF-005D 16PCS DIE GRINDER KIT

Including:

1pc-WFG-3310 6mm (1/4") air die grinder
2pcs-hand wrenches
5pcs-3mm(1/8") mounted grinding stones
5pcs-6mm(1/4") mounted grinding stones
1pc-3mm(1/8")collet
1pc-nipple
1pc-blow mold case
PER CTN:10SETS
PACKAGE: COLOR SLEEVE
SIZE OF CTN:42.5X24.5X29.5CM
20':9120, 40'HQ:21172



WF-041 16PCS 1/4"MINI DIE GRINDER KIT

Including:

1pc-WFG-3210 1/4"(6mm) mini die grinder
2pcs-hand wrenches
5pcs-3mm(1/8")mounted grinding stones
5pcs-6mm(1/4")mounted grinding stones
1pc-3mm(1/8")collet
1pc-male thread air plug
1pc-blow mold case
PER CTN:10SETS
PACKAGE: COLOR SLEEVE
G.W/N.W: 10/9KGS
SIZE OF CTN:43X24.5X29.5CM
20':9000 40'HQ:20600



WF-002E 17PCS 1/2" AIR IMPACT WRENCH KIT

Including:

1pc-WFI-1170 1/2" air impact wrench
10pcs-1/2"dr sockets: 9, 10, 11, 13, 14, 17, 19, 22, 24, 27mm
1pc-1/2" dr 125mm(5") extension bar
1pc-4mm hex key
1pc-oil pot
1pc-mini oiler
1pc-nipple
1pc-blow mold case
PER CTN:6SETS
PACKAGE: COLOR SLEEVE
G.W/N.W: 25/23KGS
SIZE OF CTN:54X28X31CM
20':3582 40'HQ:8315



WF-002M 17PCS 1/2" AIR IMPACT WRENCH KIT

Including:

1pc-WFI-3370 1/2" air impact wrench
10pcs-1/2"dr sockets: 9, 10, 11, 13, 14, 17, 19, 22, 24, 27mm
1pc-1/2" dr 125mm(5") extension bar
1pc-oil pot
1pc-mini oiler
1pc-nipple
1pc-teflon tape
1pc-blow mold case
PER CTN:5SETS
PACKAGE: COLOR SLEEVE
SIZE OF CTN:48X30X24CM
20':4020 40'HQ:9400

WF-003E 17PCS RATCHET WRENCH KIT

Including:

1pc-WFR-3060 1/2" or 3/8" air ratchet wrench
7pcs-1/2"dr sockets: 9, 10, 11, 13, 14, 17, 19mm
1pc-1/2" dr 75mm(3") extension bar
1pc-1/2" dr univ.joint
2pcs-phillips bits 30mm: #2,#3
1pc-slotted bit 30mm: 5.5mm
1pc-bit holder
1pc-oil pot
1pc-nipple
1pc-blow mold case
PER CTN:10SETS
PACKAGE: COLOR SLEEVE
G.W/N.W: 26/24KGS
SIZE OF CTN:45X37X29.5CM
20':5700 40'HQ:13000



WF-001B 17PCS AIR COMBO KIT

Including:

Including:
1pc-WFI-1170 1/2" air impact wrench
1pc-WFR-3060 1/2" air ratchet wrench
10pcs-1/2"dr sockets: 11mm,12mm,13mm,14mm,17mm,
1/2",9/16",5/8",11/16",3/4"
1pc-4mm hex key
1pc-oil pot
1pc-mini oiler
1pc-nipple
1pc-blow mold case
PER CTN:4SETS
PACKAGE:COLOR SLEEVE
SIZE OF CTN:50x33.5x20.5CM
G.W./N.W.:27/25KGS
20':3260 40HQ:7452



WF-002R 13PCS 1/2" AIR IMPACT WRENCH

Including:

1pc-WFI-2070 1/2" air impact wrench
1pc-1/2" DR 125mm extension bar
8pcs-1/2" DR sockets: 9,10,11,13,14,17,19,
22,24,27mm
1pc-oil pot
1pc-hex key
1pc-nipple

PER CTN: 5SETS
PACKAGE: COLOR SLEEVE
SIZE OF CTN: 36 X 28 X 45CM
G.W./N.W.:23/22KGS
20':3060, 40' HQ:7160



WF-012E 17PCS 1/2" AIR IMPACT WRENCH KIT

Including:

1pc-WFI-3070 1/2" impact wrench (TWIN HAMMER)
1pcs-1/2"DR. 125mm extension bar
10pcs-1/2"DR. SOCKET: 9, 10, 11, 13, 14, 17, 19, 22, 24, 27mm
1pc-Mini oiler
1pc-hex key wrench
1pc-oil pot
1pc-nippler

PER CTN: 4SETS
PACKAGE: COLOR SLEEVE
SIZE OF CTN: 59X31X22.5CM
G.W./N.W.:18.6/18KGS
20':2700, 40' HQ: 6316

WF-006D 16PCS 3/8" AIR DRILL KIT

Including:

1pc-WFD-3050 3/8" air drill
10pcs-HSS twist drill bits:
1.5,2,2.5,3,3.5,4,4.5,5,5.5,6mm
1pc-oil pot
1pc-mini oiler
1pc-drill chuck key
1pc-nipple
1pc-blow mold case
PER CTN:8SETS
PACKAGE:COLOR SLEEVE
SIZE OF CTN:43x24.5x24.5cm
20' :8680, 40'HQ:19840



WF-007D 10PCS 150MM AIR HAMMER KIT

Including:

1pc-WFH-3040 150mm air hammer
1pc-spring retainer
1pc-oil pot
1pc-mini oiler
4pcs-120mm chisels (Round or Hex optional)
1pc-nipple
1pc-blow mold case
PER CTN:8SETS
PACKAGE:COLOR SLEEVE
SIZE OF CTN:47.5x34.5x36CM
20' :4750, 40'HQ:10850



WF-036A 8PCS 3/4" IMPACT WRENCH

Including:

1pc-WFI-3072 3/4" air impact wrench
4pcs-sockets: 27mm, 30mm, 32mm, 33mm
1pc-oil pot
1pc-hex key
1pc-nipple

PER CTN: 3SETS
PACKAGE: COLOR SLEEVE
SIZE OF CTN: 36.5 X 30 X 38.5CM
G.W./N.W.:25.2/24.7KGS
20':1977, 40' HQ: 4623



WF-036B 8PCS 1" IMPACT WRENCH

Including:

8pcs 1" impact wrench
Including:
1pc-WFI-3073 1" air impact wrench
4pcs-sockets: 27mm, 30mm, 32mm, 33mm
1pc-oil pot
1pc-hex key
1pc-nipple

PER CTN: 3SETS
PACKAGE: COLOR SLEEVE
SIZE OF CTN: 36.5 X 30 X 38.5CM
G.W./N.W.:25.2/24.7KGS
20':1977, 40' HQ: 4623



MODEL:PF01
Optional nozzle size according to requirements.
1.Reverse cleaning, easy to clean.
2.Tungsten carbide high strength protect nozzle much more durable.

MODEL:PF06
UNIVERSAL JOINT
Max working pressure: 230BAR,
Connector thread:7/8"-14,
allow to rotate 720°

MODEL:PF02
EXTENDED ROD ASSEMBLY
Max working pressure: 230BAR,
Connector thread:7/8"-14,
Total length: 0.5M/10M

MODEL:PF07
NOZZLE SEAT
Max working pressure: 230BAR,
Connector thread:7/8"-14,

MODEL :PRG-300A
AIRLESS SPRAY GUN
Max. Fluid Delivery:900ml/min
(NOZZLE TYPE 517)
1. Professional air nozzle with reversion automatic cleaning function
2. Die cast aluminum body in anodized colors
3. With 360°swivel connector
4. Built-in-handle filter for convenient cleaning
5. Special designed adjustable trigger for easy and safe operation

MODEL:G-600A
AIRLESS SPRAY GUN
Working pressure:248BAR,
Connector thread:G1/4, Standard nozzle:517
1. Forging body, long work life.
2. Installed with 360° swivel connector for convenient operation.
3. With filter inside for easy cleaning.
4. Needle designed in full closed type, safe and reliable.

MODEL:G-680
AIRLESS SPRAY GUN
Working pressure:248BAR,
Connector thread:G1/4, Standard nozzle:517
1. Precision die cast aluminum body, designed for light weight & durable.
2. Installed with 360° swivel connector for convenient operation.
3. With filter inside for easy cleaning.

MODEL:G-820
STRAIGHT TYPE AIRLESS SPRAY GUN
Working pressure:248BAR,
Connector thread:G1/4, Standard nozzle:517
1. Precision die cast aluminum body, designed for light weight & durable.
2. Installed with 360°swivel connector for convenience painting.
3. With filter inside for easy operation.
4. Needle designed in full closed type, safe and reliable.
5. The extension rod supplied with the makes it always perpendicular to the wall, to ensure the quality of spraying

MODEL:G-900
AIRLESS SPRAY GUN
Working pressure:248BAR,
Connector thread:G1/4, Standard nozzle:517
1. Forging body, long work life.
2. Installed with 360° swivel connector for convenient operation.
3. With filter inside for easy cleaning.
4. Needle designed in full closed type, safe and reliable.

MODEL: PRAM1-1206


HIGH PRESSURE AIRLESS SPRAY EQUIPMENT

Feature:

- This equipment is suitable for painting preservative on large ships, offshore drilling platform. And also suitable for general steel structures.
- It is abandoned traditional muffler design of air spray machines, and adopted with integrated designs of muffler and hood. With this design, it not only greatly improves the silence effect, but also completely improve the product putlook and cleanliness.
- It doesn't freeze and supports continuous work.
- It supports to paint various kinds of oily paint, including marine paints and normal water-based latex paint
- It can impleme "one-supply-three" (i.e.: one machine supports three spray guns to work at the same time, the standard lever is "one-supply-three". In this way, it is easy complementing the painting jobs at super-large surfaces and areas.
- To ensure longer working life, it uses a lot of new technology, new materials and sealing elements.
- Cylinder adopts the unique dual rod design. This design enhances the smoothness of movement and uniformity of loading distribution.
- So that improved the durability of the cylinder sealing element and the piston rod guide element. Using cam mechanism to prevent valve block to stuck in a reverse way, avoid the cylinder to be "dead" during working.


German Quality

For the structure of piston pump, we adopt the technology of spraying ceramic on plunger rod surface and design the cylinder with ceramic sleeve, it can improve the reliability and durability of sealing greatly.



Special Control Valve Structure

Achieving high-speed transition between spray and cleaning type.



High-precison stainless steel piston pump

High-hardened ultraprecise stainless steel piston pump guarantees long time use and abrasion performance

MODEL: PRAM1-12060

Pressure Ratio: 50:1	Max pressure of piston pump: 30Mpa
Max inlet air pressure of Cylinder: 0.6Mpa	Displacement (60 times/min): 8L/min

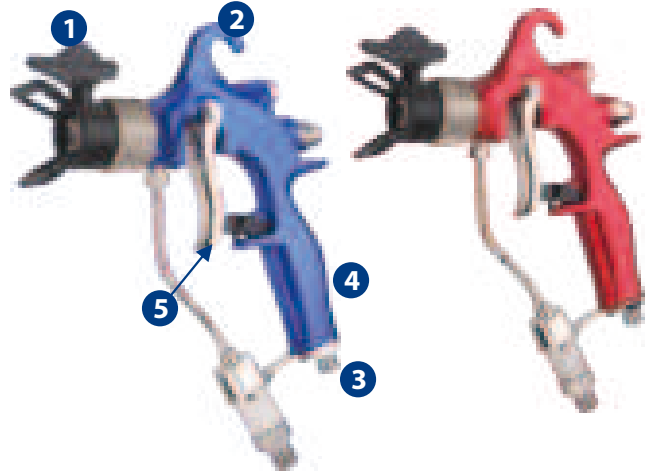
MODEL: PRG-500A AIRLESS SPRAY GUN

- Max.(Fluld)Delivery:900ml/min(NOZZLE TYPE 517)
1. Professional air nozzle with reversion automatic cleaning function
 - 2.Aluminium body by forging and stamping with oxidtion treatment in colors
 - 3.With 360°rotary type connector
 - 4.Handle include filter for convenience cleaning
 - 5.Designed with new insurance device , it can prevent wrong sprayings from the spray gun.

MODEL: PRAM1-3020 HIGH PRESSURE AIR MIXED SPRAYER




PRAM1-3020 HIGH PRESSURE AIR MIXED SPRAYING MACHINE
is mainly applied to finish painting and coating for furniture,
Steel structure, construction and board.



PRAM1 SERIES OF AIR MIXED SPRAYING MACHINE is designed
as an newest excellent spraying equipment that comprehensive
utilization excellences of the air sprayer and airless sprayer.

Feature:

- Multiple utilize technology of air sprayer and airless sprayer to develop. Making the atomization and spraying to reach more uniform, more efficient. It can also supports two spray guns to work at the same time.
- The adpoted "double rod" cylinder structure makes much steady working and performance. the complete elimination of the cylinder scoring , problem. Working life will be greatly extended.
- The new designed pump sealing gasket can realize the automatic compensation in its normal working life.Reducing maintenace time greatly.
- Surface of Plunger pole adopt the technology of thermal sprayed ceramic" "ceramic grinding, compare with the traditional treatment of hard chromium plating and hard nitride, the working life is extended exponentially.
- Designed with Ceramic valve plate and polymer materials air valve, improving the sensitivity and reliability for direction. Reducing the compressed air consumption, low energy consumption.
- Compare with the same specification of local other similar product, the main parts with high and reliable quality.



1. Stainless steel piston pump
2. Paint filter with durable filter inside
To ensure clean paint liquid.

Oil lubricator: ensure lubrication for
All sporting components during
Working.

Air filter: ensure purification for
Working pressure

MODEL: PRAM1-3020

Diameter of cylinder: Φ 100mm
Pressure ratio: 20:1
Single way displacement:27mL
Standard painting displacement:3.0L (60time/min)
Unload displacement:6.0L/min:
Working pressure:0.3-0.6 Mpa
Whole set weight:30Kg
Size(length x width x height):540 mm x 500 mm x 810 mm

MODEL :PRAM1-6030 AIRLESS SPRAY GUN


- 1.Allowed to paint all kinds of paints, such as epoxy resin paint, polyurethane and so on.
- 2.With LCD painting system, Convenient and workable for statistical data.
- 3.Cylinder with two leading direction to enhance the stability for whole system.
- 4.With air and oil filter.

- 5.It is designed for easy cleaning and change colors.
- 6.The whole pump desinged for reaching easy disassembly and maintenance.
- 7.CERA SYSTEM commutator for reaching longer working life.
- 8.High-precison stainless steel piston pump desinged for longer working life .
- 9.The stainless steel pump for durable using and operation.



Standard Air hose:


15M(length) 5.5x11mm(Inside and outside diameter)
6235PSI, 430BAR (working pressure)



1. Stainless steel piston pump
2. Paint filter with durable filter
inside To ensure clean paint
liquid.



LCD calculator to make the
complete records and statistic
for whole Working.



OIL LUBRICATOR:
ensure lubrication for All
sporting components during
Working.



AIR FILTER:
ensure purification for
Working pressure

MODEL: PRAM1-6030

Fluid Pressure Ratio :	30:1
Output :	6 L/min
Max.Pump Speed :	50 cycles/min
Air Pressure Range :	6.5 bar
Max.Discharge Pressure :	210 bar


MODEL: P-9120
DIAPHRAGM AIRLESS SPRAYER

Features


DC brushless motor with longer life
Provided with big flow rate and strong power
Stainless steel inlet valve and anti-corrosion

Application

- Ideal for interior & exterior wall painting, ceiling painting, garden painting, construction painting, ship industry painting etc.
- Applicable for latex paint, anti-rust paint, fireproof paint, and other coatings etc.



Standard Accessories



MODEL:P-9120C(120V) P-9120C1(230V)			
Motor power:	1300W	Standard nozzle:	517
Voltage:	120V/60HZ, 230V/50HZ	Hose length:	10m
Max pressure:	2850PSI, 200bar	Box Size:	51x38x38cm
Capacity:	5.0L/min	Weight:	20KGS

MODEL: P-9140A
DIAPHRAGM AIRLESS SPRAYER

Features


- AC brushless motor with longer life
- Provided with big flow rate and strong power
- Forged pump cover with firm sealing
- Stainless steel inlet & Outlet valve and anti-corrosion

Application

- Ideal for interior & exterior wall painting, ceiling painting, garden painting, construction painting, ship industry painting etc.
- Applicable for latex paint, anti-rust paint, fireproof paint, and other coatings etc.



Standard Accessories



MODEL:P-9140A	
Rated motor power: 1400W	Pattern width: 30–40cm
Nozzle: 521	Max pressure of hose: 22.7MPa
Max. flow rate: 5L/min	Weight: 40KGS
Optimum painting distance: 30cm	Size: 62X49X54CM

MODEL: P-9160A

DIAPHRAGM AIRLESS SPRAYER

Features

- AC brushless motor with longer life
- Provided with big flow rate and strong power
- Forged pump cover with firm sealing
- Stainless steel inlet & Outlet valve and anti-corrosion
- Available for double spray guns operation (517 nozzle tip)

Application

- Ideal for interior & exterior wall painting, ceiling painting, garden painting, construction painting, ship industry painting etc.
- Applicable for latex paint, anti-rust paint, fireproof paint, and other coatings etc.




■ Stainless Steel Inlet & Outlet Valve

■ Forged Pump Cover

■ AC Brushless Motor, Copper wire

Available for double spray guns operation
517 nozzle tip

Standard Accessories



MODEL:P-9160A	
Rated motor power: 1500W	Pattern width: 30–40cm
Nozzle: 521	Max pressure of hose: 22.7MPa
Max. flow rate: 5.2L/min	Weight: 41KGS
Optimum painting distance: 30cm	Size: 62X49X54CM

EASY TO CARRY AND FINE SPRAY SUITABLE FOR VARIOUS MATERIALS

P8018V

Brushless Hi-pressure Li-battery Portable Backpack Airless Sprayer

Suitable for latex paint with viscosity below 100DIN, colorants, acrylic coatings, nitro paint.
Ideal for interior decoration painting, furniture painting, garage painting, fences painting and so on.



Strong Power | **Easy to operate** | **Durable** | **Multipurpose**

MODEL:P-80	
Motor power: 500W	Maximum Pressure : 2200psi
Voltage: 18V	Storage Cup Capacity:1.7L
Lithium Battery Capacity: 5Ah	Nozzle Type (low-pressure Nozzle):416
Lithium Battery Weight: 568g	Size of Ctn:45x24.5x30cm
Max fluid delivery: 1.2L/min	Weight:4.25/4.75kgs
Hose length: 1.5m	

STRONG SPRAYING FINE ATOMIZATION

Continuous use for more than **70** hours, spraying area
up to **50000-60000** square meters


MODEL: P-150L/P-150M AIRLESS PAINT SPRAYER

- Features:**
- Less paint waste and high efficiency
 - Stable atomizing pressure, small fluctuation, to make the good paint atomization effect and uniform paint
 - Work life time more than 70 hours, spraying area up to 50000-60000 square meters
 - Light weight and easy to carry
 - 7.5m high pressure hose

Application:
It is suitable for professional use, such as:
Residential Building Interior, Exterior Walls painting. Small Commercial Building painting. Repair/Repaint Projects
Property Maintenance and other big area painting place
Applicable paint: Latex paints, stains, varnishes, and acrylic paints.



Standard Accessories



MODEL:P-150CL(120V) P-150C1L(230V)				MODEL:P-150CM(120V) P-150C1M(230V)			
Motor power:	650W	Recommended		Motor power:	1000W	Recommended	
Voltage:	120V, 230V	Frequency:	60/50Hz	Voltage:	120V, 230V	Frequency:	60/50Hz
working pressure	2500PSI	Spray distance:	30cm	working pressure	2400PSI	Spray distance:	30cm
Max.Fluid delivery:	1.1L/min	Box Size:	42X30X47CM	Max.Fluid delivery:	1.4L/min	Box Size:	42X30X47CM
Standard nozzle:	515	Weight:	6.9KGS	Standard nozzle:	517	Weight:	7.1KGS

MODEL: P-200C/P-200C1 AIRLESS PAINT SPRAYER

- Features**
- Pump: ceramic pump body, long working life, more than 120 hours
 - Motor: DC motor, long working life, more than 300 hours
 - Main Bearings: IKO bearing from Japan
 - Precision pressure sensor
 - Small pressure fluctuation, starting pressure more than 2200PSI, good atomization effect
 - Easy to clean: the suction joint is twisted by hand, no tools are required to disassemble, and it is easy to clean
 - The painting efficiency is high, Single-person spraying can reach 300-1000 square meters / hour, which is 10-15 times of manual brushing. Up to 1500gal per year use.sion

Application

- It is suitable for professional use, such as:
- Residential Building Interior, Exterior Walls painting, Small Commercial Buildings painting.
- Repair/Repaint Projects, Property Maintenance
- Applicable paint: Latex paints, topcoats, stains, enamels, varnishes, primers and acrylic paints.

■ 3000PSI/1 HP PUMP delivers high pressure to atomize thick paints


■ OIL PUMP DAILY

■ Easy to replace pump

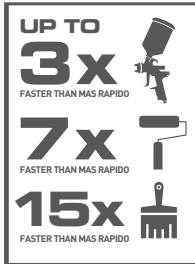


PER CTN: 1SET
SIZE OF CTN: 48.0X41.5X53CM
G.W./N.W.:15.6/16.6KGS

Standard Accessories



MODEL:P-200C/P-200C1			
Motor power:	1000W	Recommended	
Voltage:	120V/60HZ, 230V/50HZ	spray distance:	30cm
Max pressure:	3000PSI, 210bar	Hose length:	15m
Capacity:	2.2L/min	Box Size:	48x41.5x53cm
Standard nozzle:	517	Weight:	15KGS



MODEL :P-922/ P-926

GERMAN QUALITY

With Germany technology, branded bearing, manufactured under advanced equipment to assure the stable quality and durable life.

QUICK & EASY REPAIR

The full set in the modular structure with smart and adjustable appearance for repair and maintenance easily, saving time and stamina.

THE NEWEST POWER

The newest brushless DC motor provides the equipment with much stronger power Free of maintenance and service.

INTELLIGENT CONTROL

Intelligent PLC control system with immediate response, guarantees the steady outlet pressure. Automatically stops while on waiting, saving power and extending service life.

PORTABLE & HIGH EFFICIENCY


Small body, high volume, portable and high efficiency. Working efficiency up to 500-1200 cm² /hour, 10 times more than the traditional construction

NICE AND SMOOTH SPRAYING

Excellent spraying performance, easy to paint any corners and uneven hard parts.
Easy to get 30 micrometer coating. Saving 20-30% painting liquid.
Easy to get flat, smooth and plump coating.

STRONG APPLICABILITY

Super wear-resistant industrial ceramic inserted piston pump guarantees the longer service life.
The material tube with anticorrosive layer coated inside is suitable for painting all kinds of oil, water, emulsion paint, spray grade interior and exterior wall paint.



NO	PART NAME	FUNCTION
A	Motor	Permanent magnet DC motor
B	Transmission	Switch power from DC motor to piston pump
C	Pressure regulating device	Hydraulic control
D	Piston pump	Transport high pressure liquid through spray gun to spray operation.
E	Filter of control valve	Filter out impurities, easy for cleaning
F	Tube	Piston pump inhale liquid
G	State regulating valve	Reaching the fast switching between spraying and recycle cleaning.
H	Material exit	Connecting high pressure material tube to the spray gun
I	Returning tube	For Liquid Exclusion
J	Power switch	Control the equipment switch
K	PLC control system	Reaching Intelligent Control of the pressure of liquid , regulating knob control of the working prsure.
L	Portable body frame	supporting host, easy to carry, suitable for operation at various of working area



MODEL :P-926

High-hardened ultraprecise stainless steel piston pump guarantees long time use and abrasion performance.

PER CTN: 1SET
SIZE OF CTN: 48X41.5X53CM
G.W./N.W.: 23/22KGS

Application:

It is suitable for painting furniture, wall, metal surface and industrial floor. It is particularly well suited for painting morden construction's decoration, such as inside and outside walls, office building, hotels, boats, bridges and so on.

MODEL :P-922

High-hardened ultraprecise stainless steel piston pump guarantees long time use and abrasion performance.

PER CTN: 1SET
SIZE OF CTN: 48X41.5X53CM
G.W./N.W.: 23/22KGS

MODEL:	P-922C(120V) P-922C1(230V)	P-926C(120V) P-926C1(230V)	P-922C(120V) P-922C1(230V)	P-926C(120V) P-926C1(230V)
Motor Power Rating:	2500W	2500W	Fan Pattern Width:	250-310mm
Voltage:	120/230V	120/230V	Net Weight of machine:	18Kgs
Frequency:	60HZ/50HZ	60HZ/50HZ	Net Weight of full set:	22.16/25.16KG
Max Pressure:	3000PSI, 207Bar	3000PSI, 207Bar	(include: 1pc hose, 1pc gun)	23.16/26.16KG
Max.Fluid Delivery:	2.2L/min	2.6L/min	High pressure hose working prressure:	3300PSI, 228Bar
Recommended spray distance:	300mm	300mm		3300PSI, 228Bar


Model/ 4500

Features

- Stainless steel plunger and pump body, anti-corrosion sealing guarantees long durability and easy for maintenance.
- Spray gun with lock knob helps to keep spraying and prevent accidental spraying.
- Spray gun with reversible tip to remove any potential clogs.
- Brush DC motor with copper wire rather than aluminum for high motor energy efficiency.
- Lightweight, easy to set up, operate and clean.
- Low vibration and noise level.
- Designed to spray coatings with less thinning to save you much more time(around 10 times more) compared to traditional brushes and rollers, it applies an even coating to uneven surfaces which makes a superior finish on any household projects.
- PER CTN: 1SET
- SIZE OF CTN: 50X42X50CM

Application

It is an ideal choice for anyone who is intended to create a DIY paint project that makes your house more fresh and creative. They can be used on a variety of home improvement projects, including interior and exterior walls, furniture, fences, sheds, and decks etc.



Model/ 3950

Features

- Stainless steel plunger and pump body or ceramic plunger and pump body for optional. with anti-corrosion sealings for long durability.
- Spray gun with lock knob helps to keep spraying and prevent accidental spraying.
- Spray gun with reversible tip to remove any potential clogs.
- Brush DC motor with copper wire rather than aluminum for high motor energy efficiency.
- Professional painting equipment, working stably with lower vibration and noise.
- Designed to spray unthinned or less thinned coatings.
- With high working efficiency compared to traditional brushes and rollers(around 10 times more), it applies an even coating to uneven surfaces which makes a superior finish on any household projects.

Application

It is an ideal choice for anyone who desires to repaint their house or commercial buildings. They can be used on a variety of home improvement projects, ranging from interior walls to exterior walls, furniture, fences, sheds, and decks etc. It can also be used for small commercial buildings.



Model P-4500C(120V) P-4500C1 (230V)		Model 3950	
Motor Power:	900W, 1.2HP	Motor Power:	1000W, 1.4HP
Voltage:	230V/50HZ, 120V/60HZ	Voltage:	230V/50HZ, 120V/60HZ
Nozzle type:	515/517/519	Nozzle type:	515/517/519
Maximum Pressure:	3200PSI	Maximum Pressure:	3200PSI
Capacity:	1.8L/min, Up to 0.5gal / min	Capacity:	2.0L/min, Up to 0.5gal / min
Recommended Hose Length:	7.5-15M	Recommended Hose Length:	7.5-15M
Net Weight:	20kgs, 44 lbs	Net Weight:	22kgs, 48.5lbs

Accessories included

Accessories included: 1pc Paint Sprayer and gun, 1pc Reversible Spray Tip, 1pc extension lance, 1pc High pressure hose, 1pc Suction hose and return hose, 1pc paint residue cup, 1pc User Manual.




Model/ 4950

Features

- Professional machine providing more torque, even pressure delivery and faster cleaning to finish jobs, suitable for commercial and industrial use.
- Designed to spray unthinned or less thinned coatings.
- Stainless steel plunger and pump body or ceramic plunger or pump body for optional, with anti-corrosion sealings for long durability.
- Brushless DC motor for more torque and longest lifetime.
- Intelligent PLC system with immediate response, guarantees the steady outlet pressure. automatically stops while on waiting, saving power and extending service life.
- Spray gun with lock knob helps to keep spraying and prevent accidental spraying.
- Spray gun with reversible tip to remove any potential clogs.
- With low vibration and noise level.
- Kickstand for easy one-person bucket changes.

Application

Ideal for commercial and industrial painting jobs. They can be used on a variety of projects, including interior and exterior walls for construction and buildings, boats, bridges and so on.



Model/ 5950

Features

- Professional machine providing the highest torque and output, even pressure delivery, suitable for industrial and commercial use.
- Designed to spray unthinned or less thinned coatings.
- Stainless steel plunger and pump body or ceramic plunger and pump body for optional, with anti-corrosion sealings for long durability.
- Brushless DC motor for more torque and longest lifetime.
- Intelligent PLC system with immediate response, guarantees the steady outlet pressure. Automatically stops while on waiting, saving power and extending service life.
- Spray gun with lock knob helps to keep spraying and prevent accidental spraying. Spray gun with reversible tip to remove any potential clogs.
- Fast Flush High-Flow cleaning system for faster cleaning and maintenance. low vibration and noise level.
- Kickstand for easy one-person bucket changes.

Application

Ideal for commercial and industrial painting jobs. They can be used on a variety of projects, including interior and exterior walls for construction and buildings, boats, bridges and so on.



Model 4950		Model 5950	
Motor Power:	1500W, 2.0HP	Motor Power:	2200W, 3.0HP
Voltage:	230V/50HZ, 120V/60HZ	Voltage:	230V/50HZ, 120V/60HZ
Nozzle type:	515/517/519/521/523	Nozzle type:	515/517/519/521/523/525
Maximum Pressure:	3200PSI	Maximum Pressure:	3200PSI
Capacity:	2.3L/min, Up to 0.6gal / min	Capacity:	3.0 L/min, Up to 0.8gal / min
Recommended Hose Length:	7.5-15M	Recommended Hose Length:	7.5-15M
Net Weight:	22kgs, 48.5 lbs	Net Weight:	25kgs, 55 lbs

Accessories included

Accessories included: 1pc Paint Sprayer and gun, 1pc Reversible Spray Tip, 1pc extension lance, 1pc High pressure hose, 1pc Suction hose and return hose, 1pc paint residue cup, 1pc User Manual.



MODEL:P-120C/C1



Feature:

P-120C mini painting equipment. It is a good and reliable choice for home DIY use because of its newest, nice and cute designed shape, lower price, convenience for operation.
PER CTN: 1SET
SIZE OF CTN: 46X40X49CM
G.W./N.W. 10.9/9.5KGS

Appliciation:

It is suitable for painting furniture, wall, metal surface and industrial floor.
It is particularly well suited for painting modern construction's decoration, such as interior and exterior walls, office building, hotels, boards, bridges and so on.

MODEL: P-120C/C1	
Motor power rating:650VW	Standard nozzle type:517
Voltage:120/230V	Recommended spray distance:300mm
Current: 4.0-7.5A/2.0-4.5A	Fan Pattern Width:250-310mm
Frequency: 60/50HZ	Compressive strength and length of high pressure hose: 3300Psi/7.5m
Max pressure:210Bar	Net Weight of full set: 7.0KG
Max. Fluid delivery: 1100ml/min	Size:380x380x460mm

SMART DESIGN
LIGHTWEIGHT & ECONOMICAL

Technical Parameters

Air nozzle:1.5/2.0mm
Cup capacity:1000ml
Air pressure:0.01-0.02MPa
Paint liquid delivery :280-350ml/min
Paint distance:250mm
Pattern length:200-280mm
Pattern round diameter:60-70mm
Rated voltage:120/230V
Rated power:400/600W
Load speed:28500PRM
Size:296x137x323mm



MODEL:ES-20

4PCS/CTN
CARTON SIZE:61x31x35CM
G.N/W: 8/6KGS
20': 1692SETS 40'HQ:3740SETS

INPUT VOLT(V)	POWER(W)	LOAD SPEED(R.P.M)	LOAD CURRENT(A)
120/230	400/600	28500/28500	3.3/1.7

MODEL:ES-1C

COLOR BOX:2SETS 49x31x35cm 8.7/7.5 KGS
20':1050, 45HQ:2480



EXTRA ACCESSORIES:

1pc 1000ml aluminum cup
1pc spanner
1pc nozzle
1pc cup gasket
1pc viscometer
1pc adaptor

MODEL	INPUT VOLT(V)	POWER(W)	LOAD SPEED(R.P.M)	LOAD CURRENT(A)
ES-1	120/230	500/500	28500/28500	4.2/2.1
ES-1A	120/230	500/500	28500/28500	4.2/2.1
ES-1C	120/230	800/800	28500/28500	6.5/3.3

MODEL:ES-1A

Technical Parameters

Air pressure:0.1-1BAR
Max fluid Delivery:230-270ml/min
Cup capacity :1000ml
Nozzle size:Φ1.2mm,1.0mm
Standard length of Air Hose:1Meter
Wire:2.0 Meter



MODEL:ES-1

2SETS 47X30X32cm 6/8 KGS
4SETS 60X47X32cm 12/15 KGS
20':1241, 40HQ:2882
20':1241, 40HQ:2882



MODEL:ES-8B



MODEL:ES-8

MODEL	INPUT VOLT(V)	POWER(W)	LOAD SPEED(R.P.M)	LOAD CURRENT(A)
ES-8	120	400	26000	3.3
	230	400	26000	1.7
ES-8B	120	600	30000	5.0
	230	600	30000	2.6

TECHNIQUE PARAMTER

Air Pressure:0.1-0.2bar
Max fluid delivery:330-380ml/min
Cup Capacity :1000ml
Nozzle size:Φ1.8mm
Color box:2sets 65x41x37.5cm (1.5m air hose included)
23/22 kgs 20':576 40'hq:1320

TECHNIQUE PARAMTER

Air pressure:0.1-0.2bar
Max fluid delivery:330-380ml/min
Cup capacity:700ml
nozzle size: Φ1.8mm
Color box : 4sets 64.5x41x73.5cm (1.5m air hose included)
17/15kgs 20':576 40'hq:1320



MODEL:ES-9B



MODEL:ES-10/ES-10B

MODEL	INPUT VOLT(V)	POWER(W)	LOAD SPEED(R.P.M)	LOAD CURRENT(A)
ES-9B	120	800	29000	6.5
	230	800	29000	3.3
ES-10	120	500	28500	4.1
	230	500	28500	2.1
ES-10B	120	800	29000	6.5
	230	800	29000	3.3

MODEL:ES-18

TECHNIQUE PARAMTER

Air pressure:0.1-0.2bar
Max fluid delivery:230-270ml/min
Cup capacity :500ml
Nozzle size:0.5/0.8/1.0/1.8mm
Package:color box

1.GENERAL CHARACTERISTICS

This gun can be mainly used for spray-painting car, furniture, instrusment , equipment and for decoration of hotel, house etc.

2.OPERATION METHOD

1. Connect the air hose with gun and motor before use.
2. Connect the motor with power supply,turn on the power and the indicator light on.
The motor starts working. The air current is blown down from the vent .
Turn off the power and the indicator light off.The motor stops working and no air current out put.

8SET/CTN
CARTON SIZE:57x62x51CM
G.N/W: 23/21KGS
20':1264SETS 40'HQ:2864SETS



INPUT VOLT(V)	POWER(W)	LOAD SPEED(R.P.M)	LOAD CURRENT(A)
120/230	600/600	30000/30000	5/2.6



TECHNIQUE PARAMTER

Air pressure:0.1-0.2bar
Max fluid delivery:230-270ml/min
Cup capacity :500ml
Nozzle size:0.5/0.8/1.0/1.8mm
Package:color box

MODEL:ES-12

4PCS/CTN
CARTON SIZE:43x37x49CM
G.N/W: 11/9KGS
20':1440SETS 40'HQ:3280SETS

INPUT VOLT(V)	POWER(W)	LOAD SPEED(R.P.M)	LOAD CURRENT(A)
120/230	400/400	26000/26000	3.3/1.7





To supply whole solutions of paint spraying equipments and pneumatic tools for WUFU partners.

[Http://www.wufutools.com](http://www.wufutools.com)

[Http://www.chinasprayguns.com](http://www.chinasprayguns.com)

AIR SPRAY GUN

Durable · Reliable

Each employee in wufu always gives the rigorous working attitude. They regard the product quality as their life and do not accept one piece of unqualified product, and they always stand on the customer is benefit that 0.1% unqualified means 100%. The quality awareness and responsibility is deeply planted in heart, which guarantees the reliable quality of product in WUFU Tools.



RF6000AG L.V.M.P

< < <

New Generation of SurfacePainting Spray Gun
High Efficiency, Paint Saving.

TOP QUALITY

L.V.M.P SPRAY GUN


Application:

Suitable for water-soluble paint and a variety of spray paints,
dedicated to car repair industry, top quality furniture,
and other precision equipment which needs fine surface finishing.

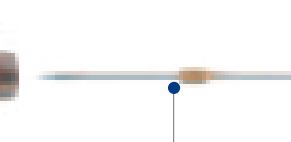
Precise air cap set:
Less than 10PSI air pressure outlet



Air cap:Brass
Clamp:Aluminium in
different anodized colors



Nozzle:
Stainless steel



Needle:
Stainless steel

Features:

1. New design, low over spray, low rebound, painting transfer rate is higher than 65%, saving painting, environmental healthy
2. The gun body is designed with ergonomics. Its over all structure is compact, with excellent balance, nice hand feel and easy operation.
3. With a good coating uniformity, fine atomization, nice painting result, it provides accurate color matching and perfect surface finish.
4. Brass with Chrome plated brass air cap , anti-corrosion coating channel, stainless steel needle. Polished and chrome plated gun body for abrasion resistance, corrosion resistance, durable;
5. Automatic clamping-ring with bezel trigger, coarse thread design and the transparent cup can be quickly connected to the gun, easier to use and maintain;
6. Processes of the critical components are finished synchronously on programmed precision CNC centers to ensure the quality uniform and stable.

MODEL:RF6000AG


	Air Consumption(100%):5-9SCFM
	Cup Capacity: 600ml
	Nozzle Size:1.3mm,1.7mm
	Fluid (Water) Delivery:230-310ml/min
	Working Pressure: 1.5-2.5bar
	Painting Fan:180-260mm
	Weight:730g
	Air Inlet:1/4"

Color box 10PCS 68X34X24.5cm 11/10KGS 20':4900, 40'HQ:11470

*The newest spray gun adpots the German technology, with the features of high transfer efficiency, excellent atomization.
It is built to achieve super-excellent painting result.*

TOP QUALITY

L.V.M.P SPRAY GUN



RF801AG is a newly designed spray gun for surface painting for high efficiency and paint, saving at Low Volume Medium Pressure as named LVMP.









It brings super-excellent painting when primer, varnish, silver powder and pearl powder.

It creates perfect coating film and effects at 2bar-2.5 bar working pressure only. It features of high working speed, high transfer efficiency and low overspray. Beside it also helps reduce contamination at the working area and environment pollution.

Features:

1. Ergonomic design body, lightweight and flexible, nice hand feel.
2. Chrome or electrophoresis plated gun body, easy for cleaning and maintenance.
3. Auto-pressed needle sealing package, easy for maintenance.
4. 360° rotating joint, easy for painting operation.
5. Stainless steel nozzle, needle, cup connector and trigger allow use with water based material, ensuring high finish quality.
6. Wide and uniform sprayrange, ensuring high efficiency.
7. All finished guns are tested and adjusted one by one, ensuring excellent atomization, smooth painting film and perfect painting result.
8. Low air consumption, high transfer efficiency and low overspray for low cost and less pollution.

MODEL:RF801AG

	Air Consumption:6-10CFM
	Recommended Working Pressure: 2bar-2.5bar(29PSI-36PSI)
	Painting Distance:17cm-22cm
	Height of Sprayrange:18cm-30cm
	Fluid (Water) Delivery:160-220ml/min
	Cup Capacity:600ml
	Nozzle Size: Standard Φ1.3mm
	Optional Size:Φ1.7mm,Φ2.0mm, 2.5mm


Color box: 22.5x13x12cm CTN: 68x47x26cm 20PCS/CTN G.N/W:13/12kgs
Color box: 16x13x23cm. CTN: 68x34x24.5cm 10PCS/CTN G.N/W: 7/6kgs

TOP QUALITY

L.V.M.P SPRAY GUN

New generation surface painting spray gun of highly efficient, Saving paint.

The new spray gun adopts German technical, with the features of high transfer efficiency, excellent atomization, easy to achieve super-excellent painting effects.



RF802BG is a new mini spray gun for surface painting for high efficiency and paint saving at LOW Volume Medium Pressure as named LVMP.

It makes perfect coating films and effects at 1.5-2bar working pressure, featuring of high working speed, high transfer efficiency and low overspray. In addition, it also reduces the pollution of working area and environment.

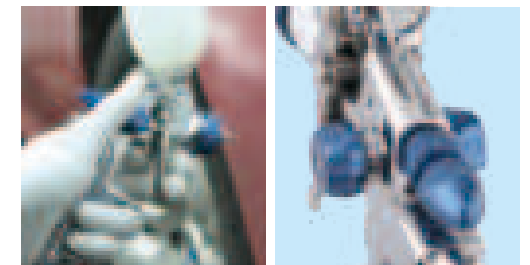
It is recommended to use in car repair station, for repair painting in 4S station, for art, toy and mould design painting, for repair painting and releasing agent spraying for car manufacturers.

Features:

1. Ergonomic design body, lightweight and flexible, nice hand feel.
2. Chrome or electrophoresis plated gun body, easy for cleaning and maintenance.
3. Auto-pressed needle sealing package, easy for maintenance.
4. Stainless steel nozzle, needle, cup connector and trigger allow use with water based material, ensuring high-quality.
5. High transfer efficiency, improving work efficiency
6. All finished guns are tested and adjusted one by one, ensuring excellent atomization, smooth painting film and wonderful painting result.
7. Low air consumption, high transfer efficiency and low over spray for low cost and less pollution.








RF802AG

RF802BG










New designed with 1pc spraying swath knob on two sides, easy for control and adjust spraying swath.

MODEL:RF802AG

	Recommended Working Pressure: 1.5bar-2bar(21.5PSI-29PSI)
	Painting Distance:10cm-15cm
	Height of Sprayrange:9cm-15cm
	Air Consumption:2-6CFM
	Cup Capacity:100ml
	Nozzle Size:Standard Φ 1.0mm
	Optional Size:Φ 0.8mm

Color Box 20PCS 51x38x22.5cm 11/9KGS 20':12840, 40'HQ:29360


MODEL:RF802BG

	Recommend Working Pressure: 1.5bar-2bar(21.5PSI-29PSI)
	Painting Distance:10cm-15cm
	Length of Sprayingswath:9cm-15cm
	Air Consumption:2-6CFM
	Cup Capacity:100ml
	Nozzle Size:Standard Φ 1.0mm
	Optional Size:Φ 0.8mm

TOP QUALITY

H.V.L.P SPRAY GUNS








AIR SPRAY GUNS



RF601AG







RF602AG

MODEL:RF601AG

	AIR CONSUMPTION(100%):6-10SCFM
	CUP SIZE: 600ml
	NOZZLE SIZE:1.4mm,1.7mm, 2.0mm
	Fluid (Water) Delivery:160-240ml/min
	WORKING PRESSURE: 30-43PSI
	WEIGHT: 0.71KGS, 1.562LBS
	AIR INLET:1/ 4"

20PCS/CTN , 76x46x26.5cm 12/11Kgs 20':3080, 40'HQ: 6960PCS
20PCS/CTN , 79.5x41.5x47cm 23/21Kgs, 20':3680, 40'HQ: 8320PCS

MODEL:RF602AG

	AIR CONSUMPTION(100%):2-5 SCFM
	CUP SIZE: 100ml
	NOZZLE SIZE:0.8mm, 1.0mm
	Fluid (Water) Delivery:50-80ml/min
	WORKING PRESSURE: 30-43PSI
	WEIGHT: 0.32KGS, 0.704LBS
	AIR INLET: 1/ 4"

Color Box 20PCS 50x36x20cm 11/9KGS 20':15500, 40'HQ:32800




MINI AIR GRAVITY SPRAY GUN

- Light weight,easy to control, perfect for touch-up and detail work..
- Three adjustments for stepless,round,and flat spray.
- It makes an excellent surface finish while saving paint.
- HVLP technology realizes painting with less force, less bouncing-off paint.
- Stainless steel needle and nozzle allow application of water-based material

TOP QUALITY








H.V.L.P SPRAY GUNS

AIR SPRAY GUNS



- New designed cup (model: PS2912A) as optional for making much convenience during painting.
- Also to get steady standing and attractive shape.

MODEL:RF601AS

	AIR CONSUMPTION(100%)CFM:6-10
	CUP SIZE: 1000ml
	NOZZLE SIZE:1.4mm,1.7mm, 2.0mm
	Fluid (Water) Delivery:130-210ml/min
	AIR PRESSURE: 30-43PSI
	WEIGHT: 0.88KGS, 1.94LBS
	AIR INLET:1/ 4"

Color Box 20PCS 76x46x26.5cm 18/16KGS 20':6000, 40'HQ:13960



HVLP SUCTION SPRAY GUN

Applications & features

- It makes an excellent surface finish while saving paint.
- HVLP technology realizes painting with less bouncing-off paint.
- Stainless steel needle and nozzle allow application of water-based material

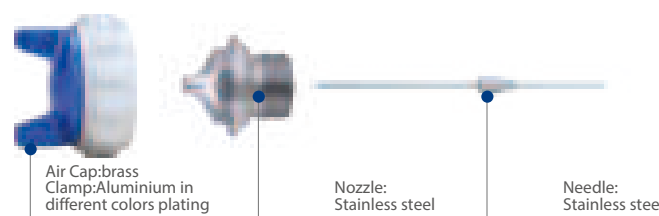
TOP QUALITY

H.V.L.P SPRAY GUNS











Precision die cast aluminum
gun body anodized to
different colors.

Precise air cap set:
Less than 10PSI air pressure outlet



Ergonomic design

MODEL:RF1001AG

	AIR CONSUMPTION (100%):6-10SCFM
	CUP CAPACITY: 600ml
	NOZZLE SIZE: 1.4mm, 1.7mm, 2.0mm
	Fluid (Water) Delivery: 160-240ml/min
	WORKING PRESSURE: 2.5bar
	PAINTING FAN: 180-260mm
	WEIGHT: 727g
	AIR INLET: 1/4"


color box: 16x13x23cm, CTN: 68X34X24.5CM, 10PCS/CTN, G.N/W:9/8KGS
color box: 22.5x14.5x12.5cm, CTN: 76X46X26.5CM, 20PCS/CTN, G.N/W:20/19KGS

Features:








1. Completely new patented design
2. Professional atomization structure design to ensure the best painting result
3. The innovative design for adjustment knob increase the dynamic effect and make it more comfortable.
4. Adjust the focus automatically with flexible pothook
5. Automatic precision forging manufacture on Aluminum body
6. Universal intake connectors, rotate 360°

TOP QUALITY

H.V.L.P SPRAY GUNS










MODEL:RF701AG

	AIR CONSUMPTION(100%):6-10SCFM
	CUP SIZE: 600ml
	NOZZLE SIZE: 1.4mm, 1.7mm, 2.0mm
	Fluid (Water) Delivery: 160-240ml/min
	WORKING PRESSURE: 30-43PSI
	WEIGHT: 557g
	AIR INLET: 1/4"

Color box 20pcs 76x46x26.5cm 16/15kgs 20':6000, 40'HQ:13960

MODEL:RF702AG

	AIR CONSUMPTION(100%):2-5SCFM
	CUP SIZE: 100ml
	NOZZLE SIZE: 0.8mm, 1.0mm
	Fluid (Water) Delivery: 50-80ml/min
	WORKING PRESSURE: 20-30PSI
	WEIGHT: 248g
	AIR INLET: 1/4"

Color box 20pcs 50x36x22.5cm 8/7kgs 20':13320, 40'HQ:30940

HVLP GRAVITY SPRAY GUN Applications & features

- Light weight, comfortable for longtime operation
- Plastic body-nice and comfortable for operation in winter time
- Colored body-choose your individualized color
- High volum low pressure-to get superior finish and save paint
- Stainless steel needle and nozzle allow application of water-based material



RF701AG

RF702AG


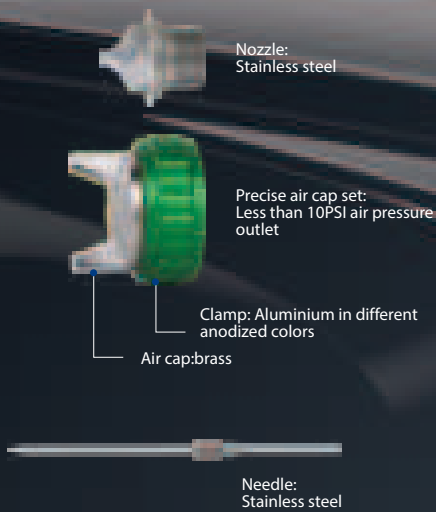
Ergonomic design
Plastic body(PA6)



Choose your personality color

TOP QUALITY

L.V.M.P SPRAY GUNS



MODEL:RF901AG

	AIR CONSUMPTION(100%):6-10SCFM
	CUP CAPACITY:600ml
	NOZZLE SIZE:1.4mm,1.7mm,2.0mm
	Fluid (Water) Delivery:160-240ml/min
	Spay Range Height: 180-260mm
	WORKING PRESSURE: 30-35PSI
	WEIGHT:606g

Color Box 20PCS 68x47x26cm 18/16KGS 20':6000, 40'HQ:13960

MODEL:RF902AG

	AIR CONSUMPTION(100%):1-4SCFM
	CUP CAPACITY:100ml
	NOZZLE SIZE:0.8mm,1.0mm
	Fluid (Water) Delivery:30-80ml/min
	Spay Range Height: 80-130mm
	WORKING PRESSURE:22PSI
	WEIGHT:306g

Color box 20pcs 50x36x22.5cm 8/7kgs 20':13320, 40'HQ:30940

LVMP GRAVITY SPRAY GUN








- Die cast aluminium body in lightweight and ergonomic design for long time & comfortable use.
- Use 30-35PSI pressure to reduce overshoot and spray mist to protect environment.
- Precise air cap set, stainless steel nozzle and needle allow use with water based material.
- Good choice for spray painting of middle or high adhesive for surface finishing and middle coating.

FASHION DESIGN AIR SPRAY GUN

High paint transfer efficiency and excellent atomization quality, achieving top-notch spraying results while saving paint.

Die cast aluminum body in ergonomic design.
High transfer efficiency, durable and stable performance.
Good application for spray painting of middle or high adhesive for surface finishing and middle coating.
Colors available: polished original metal color powder coating in any colors chrome-plating, nickel-plated.

MODEL:RF2302

	Air Consumption(100%):5-10SCFM
	Cup Capacity:600ml
	Nozzle Size:1.3mm
	Fluid (Water) Delivery:220-240ml/min
	Working Pressure: 1.5-2.0bar
	Spray pattern:280-300mm
	Air Inlet:1/4"

Color Box:20pcs 68x47x26cm 20':6680,40'HQ:15640

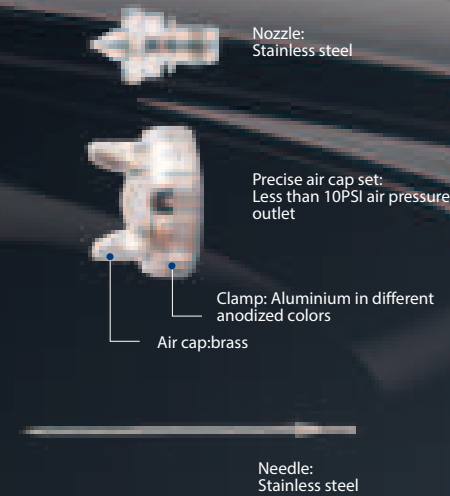


MINI AIR GRAVITY SPRAY GUN








- Light weight,easy to control, perfect for touch-up and detail work..
- Three adjustments for stepless,round,and flat spray.
- It makes an excellent surface finish while saving paint.
- Stainless steel needle and nozzle allow application of water-based material

TOP QUALITY

PROFESSIONAL SPRAY GUNS










MODEL:W-101S

	AIR CONSUMPTION(100%):4-9SCFM
	CUP CAPACITY:650ml
	NOZZLE SIZE:1.3mm 1.5mm
	Fluid (Water) Delivery:100-180ml/min
	WORKING PRESSURE:43PSI
	WEIGHT:0.72KGS 1.57LBS
	AIR INLET: 1/4"

Stainless steel needle and tip allow use with water-based material

MODEL:W-101G

	AIR CONSUMPTION(100%):4-9SCFM
	CUP CAPACITY:350ml
	NOZZLE SIZE:1.3mm, 1.5mm
	Fluid (Water) Delivery:130-210ml/min
	WORKING PRESSURE:43PSI
	WEIGHT:0.72KGS 1.57LBS
	AIR INLET: 1/4"

Stainless steel needle and tip allow use with water-based material

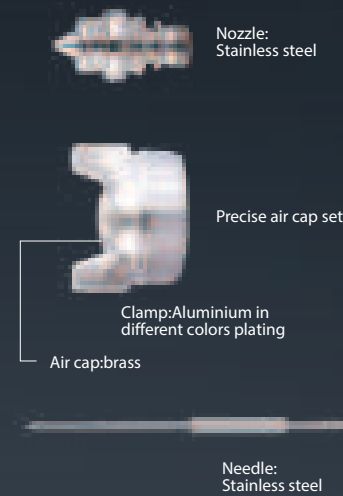
W-101SPROFESSIONAL SPRAY GUN

- Precise machined air cap set for perfect atomization and consistant spraying pattern.
- Durable stainless steel nozzle & needle for professional usage.
- Chrome coating finish keeps the brightness after cleaning.
- Air volume, paint outlet & spraying pattern adjustable.
- Equal atomization for all kinds of surface painting in nice finish.










TOP QUALITY

PROFESSIONAL SPRAY GUNS










MODEL:W-71AS


	AIR CONSUMPTION(100%):3-8SCFM
	CUP CAPACITY:600
	NOZZLE SIZE:1.0mm,1.3mm, 1.5mm,1.8mm
	Fluid (Water) Delivery:95-195ml/min
	WORKING PRESSURE: 43psi
	WEIGHT:710g
	AIR INLET: 1/4"

Color Box: 20PCS 76x46x26cm 19/17KGS
20':6160, 40'HQ:14301

MODEL:W-71AG


	AIR CONSUMPTION(100%):6-10SCFM
	CUP CAPACITY: 400ml
	NOZZLE SIZE:1.0mm,1.3mm, 1.5mm,1.8mm
	Fluid (Water) Delivery:110-220ml/min
	WORKING PRESSURE: 43-50PSI
	WEIGHT: 682g
	AIR INLET:1/4"

Color box 20pcs 50x36x22.5cm 8/7kgs 20':13320, 40'HQ:30940



TOP QUALITY

PROFESSIONAL SPRAY GUNS





H827S-AB

MODEL:H827S-AB

	AIR CONSUMPTION(100%):6-10SCFM
	CUP CAPACITY: 1000ml
	NOZZLE SIZE:1.4mm,1.7mm, 2.0mm
	Fluid (Water) Delivery:140-270ml/min
	Spay Range Height: 160-240mm
	WORKING PRESSURE: 43-50PSI
	WEIGHT: 920g

Color box 20PCS 68*47*26CM 18/16KGS 20': 6740 , 40'HQ: 16380

MODEL:H827G-AB

	AIR CONSUMPTION(100%):6-10SCFM
	CUP CAPACITY: 600ml
	NOZZLE SIZE:1.4mm,1.7mm, 2.0mm
	Fluid (Water) Delivery:150-310ml/min
	Spay Range Height: 180-290mm
	WORKING PRESSURE:30-43PSI
	WEIGHT: 660g

Color box 20PCS 76*46*26CM 21/19KGS 20': 6160 , 40'HQ: 14300



H827G-AB

TOP QUALITY

PROFESSIONAL SPRAY GUNS








APPLICATIONS & FEATURES:

- High transfer efficiency. Durable and stable performance
- Reliable choice for medium viscosity painting of middle layer, prime coating on cars, machinery, furniture and etc.
- Color available: polishing color, powder coating in any colors, chrome-plated, nickel-plated, anodized in different colors.










F-100S

MODEL:F-100S

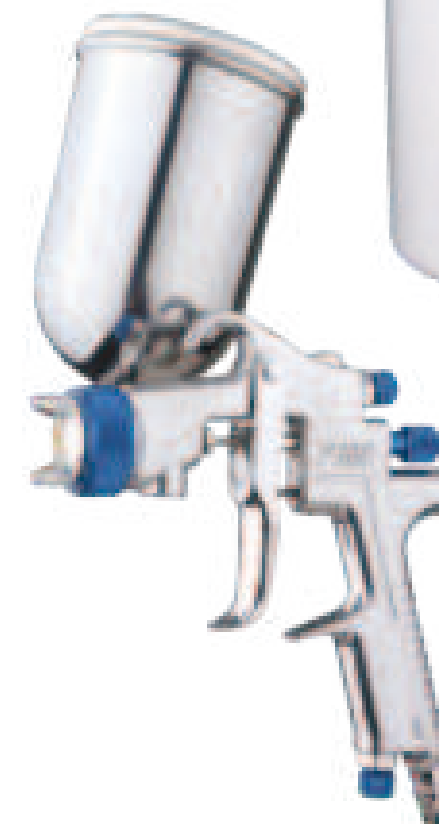
	AIR CONSUMPTION(100%):6-10SCFM
	CUP CAPACITY: 650ml
	NOZZLE SIZE:1.3/1.5/1.7mm
	Fluid(Water)Delivery:100-180ml/min
	WORKING PRESSURE: 43PSI,3KG/CM2
	WEIGHT: 0.63KGS
	AIR INLET: 1 / 4"

Color Box 10PCS 51.5x35.5x27.5cm 8/6KGS
20':5566, 40'HQ:12922

MODEL:F-100G

	AIR CONSUMPTION(100%):6-10SCFM
	CUP CAPACITY: 600ml
	NOZZLE SIZE:1.3/1.5/1.7mm
	Fluid (Water) Delivery:130-210ml/min
	WORKING PRESSURE: 43PSI,3KG/CM2
	WEIGHT: 0.42KGS
	AIR INLET: 1 / 4"

Color Box 20PCS 62x43x27.5cm 13/11KGS
20':7639, 40'HQ:17735



F-100G

TOP QUALITY








PROFESSIONAL SPRAY GUNS

SPRAY GUN KITS

- APPLICATIONS & FEATURES:**
- High transfer efficiency. Durable and stable performance
 - Reliable choice for medium viscosity painting of middle layer, prime coating on cars, machinery, furniture and etc.
 - Color available: polishing color, powder coating in any colors, chrome-plated, nickel-plated, anodized in different colors.










MODEL:F-200S

	AIR CONSUMPTION(100%):6-10SCFM
	CUP CAPACITY: 1200ml
	NOZZLE SIZE:1.5/1.7/2.0mm
	Fluid (Water) Delivery:170-250ml/min
	WORKING PRESSURE: 43PSI,3KG/CM2
	WEIGHT: 0.75KGS
	AIR INLET: 1 / 4"

Color Box 10PCS 57.5x35.5x31cm 9/7KGS
20':4423, 40'HQ:10268

MODEL:F-200G

	AIR CONSUMPTION(100%):6-10SCFM
	CUP CAPACITY: 600ml
	NOZZLE SIZE:1.5/1.7/2.0mm
	Fluid (Water) Delivery:150-230ml/min
	WORKING PRESSURE: 43PSI,3KG/CM2
	WEIGHT: 0.49KGS
	AIR INLET: 1 / 4"

Color Box 20PCS 62x43x27.5cm 13/11KGS
20':7639, 40'HQ:17735



F-200S

F-200G

HVLP & LVMP SPRAY GUN KIT - MULTI-FUNCTION FULL SET KIT (POMPOSO KIT)



These full set kits are presented with extra fittings, filters, spanner, air regulator and cleaning brushes, offering much convenience for painting, cleaning, repair works. They are also much convenient for carry on and storage. HVLP & LVMP kits are the hot sales not only to get superior finish and save paint, but also to protect the environment at all time.

MODEL:RF601AG-16A

Including:

- 1pc professional HVLP spray gun with die cast aluminum body and 1.4mm nozzle (1.7mm or 2.0mm optional)
- 1pc 600cc nylon cup
- 1pc air regulator
- 1pc spanner
- 2pcs air plugs
- 4pcs filters
- 1pc extra nozzle
- 1pc needle
- 3pcs cleaning brushes
- 1pc blow mold case
- BMC size: 37x23.5x11cm
- 5SETS/56X37.5X24CM 12.5/11.5KGS
- 20': 2780SETS 40'HQ: 1269SETS

MODEL:RF1001AG-16B

Including:

- 1pc professional HVLP spray gun with die cast aluminum body and 1.4mm nozzle (1.7mm mm optional)
- 1pc 600cc nylon cup
- 1pc air regulator
- 1pc spanner
- 2pcs air plugs
- 4pcs filters
- 1pc extra nozzle
- 1pc needle
- 3pcs cleaning brushes
- 1pc aluminum box
- Aluminum box size: 33.2x39.2x12.5cm
- 5SETS/CTN
- CTN SIZE: 73x34.5x43.5CM
- 20':1270SETS 40'HQ:2920SETS
- G.W/N.W: 16/13KGS



MODEL:RF1001AG-16A

Including:

- 1pc professional HVLP spray gun with die cast aluminum body and 1.4mm nozzle (1.7mm optional)
- 1pc 600cc nylon cup
- 1pc air regulator
- 1pc spanner
- 2pcs air plugs
- 4pcs filters
- 1pc extra nozzle
- 1pc needle
- 3pcs cleaning brushes
- 1pc blow mold case
- BMC size: 37x23.5x11cm
- 5SETS/56X37.5X24CM 13/12KGS
- 20': 2780SETS 40'HQ: 1269SETS



SPRAY GUN KITS

HVLP & LVMP SPRAY GUN KIT - MULTI-FUNCTION COMPLETE KIT (POMPOSO KIT)

These multi-function kits are full with extra fittings, filters, spanner, air regulator and cleaning brushes, bring much convenience during your painting, cleaning, repair works. making you enjoy yourselves during all painting jobs. They are also much convenient for carry on and storage , HVLP & LVMP kits are the hot kit not only for us to get a superior finish and save paint ,but also let us protect our environment at all time.

MODEL:RF601AG-9A

Including:

- 1pc professional HVLP spray gun with 1.4mm nozzle (or1.7mm optional)
- 1pc 600cc nylon cup
- 1pc air regulator
- 1pc spanner
- 2pcs cleaning brushes
- 1pc connector air plug
- 1pc filter
- 1pc aluminum box
- Aluminum box size: 34.8x23.3x12.8cm
- 5SETS/CTN
- CTN SIZE: 67x36x16.5CM
- 20':3500SETS 40'HQ:8040SETS

MODEL:RF801AG-11A

Including:

- 1pc professional LVMP spray gun with 1.3mm nozzle (1.1mm or 1.4mm optional)
- 1pc 600cc nylon cup
- 1pc air regulator
- 1pc spanner
- 2pcs cleaning brushes
- 1pc air plug
- 1pc filter
- 1pc hex spanner
- 1pc hook
- 1pc aluminum box
- Aluminum box size: 34.8x23.3x12.8cm
- 5SETS/CTN
- CTN SIZE: 67x36x16.5CM
- 20':3500SETS 40'HQ:8040SETS

MODEL:RF1001AG-9A

Including:








- 1pc professional HVLP spray gun with 1.4mm nozzle (or1.7mm optional)
- 1pc 600cc nylon cup
- 1pc air regulator
- 1pc spanner
- 2pcs cleaning brushes
- 1pc air plug
- 1pc filter
- 1pc aluminum box
- Aluminum box size: 34.8x23.3x12.8cm
- 5SETS/CTN
- CTN SIZE: 67x36x16.5CM
- 20':3500SETS 40'HQ:8040SETS

Fashion Design AIR SPRAY GUN

Features:







Die cast aluminum body in ergonomic design.
High transfer efficiency, durable and stable performance.
Good application for spray painting of middle or high adhesive for surface finishing and middle coating.
Colors available: polished original metal color powder coating in any colors chrome-plating, nickel-plated.

MODEL:H-831G

	Air Consumption(100%):5-10SCFM
	Cup Capacity:600ml
	Nozzle Size:1.4mm,1.7mm
	Fluid (Water) Delivery:190-240ml/min
	Working Pressure: 3bar
	Spray pattern:180-240mm
	Air Inlet:1/4"

Color Box:20pcs 68x47x26cm,18/17KGS 20':6680,40'HQ:15640

MODEL:H-832G

	Air Consumption(100%):1-4SCFM
	Cup Capacity: 100ml
	Nozzle Size:0.8mm,1.0mm
	Fluid (Water) Delivery:70-130ml/min
	Working Pressure: 2bar
	Spray pattern:80-130mm
	Air Inlet:1/4"

Color Box:20pcs 50x36x20cm,8/7KGS 20':15440,40'HQ:36100

HVLP GRAVITY SPRAY GUN

- It makes an excellent surface finish while saving paint.
- HVLP technology realizes painting with less force,less bouncing-off paint.
- Stainless steel needle and nozzle allows water-based material

MINI AIR GRAVITY SPRAY GUN

- Light weight,easy to control, perfect for touch-up and detail work..
- Three adjustments for stepless,round,and flat spray.
- It makes an excellent surface finish while saving paint.
- HVLP technology realizes painting with less force, less bouncing-off paint.
- Stainless steel needle and nozzle allow application of water-based material

Applications & Features:

- Die cast aluminium body in ergonomic design.
- High volume low pressure design in high transfer efficiency to save time and paint up to 25%, reducing overshoot and spray mist to protect environment.
- Precise air cap set. Stainless steel nozzle and needle to allow use aqueous based paint for long time.
- Good application for spray painting of middle or high adhesive for surface finishing and middle coating.
- Colors available: polished original metal color, powder coating in any colors, chrome-plated, nickel-plated, different anodized colors.



MODEL:S-970A
Color box:20PCS.(68X46X26CM) 18/16KGS
20':6888, 40'HQ:15990
S970A Double blister:
10pcs.(68x30.5x42cm)12/10KGS
20':3214, 40'HQ:7462



MODEL:S-980A
Color box:20PCS.(68X46X26CM) 18/16KGS
20':6888, 40'HQ:15990
Double blister: 10PCS (68x30.5x42cm)13/11KGS
20':3214 40'HQ:7462
Double blister with regulator:
8PCS(68X30.5X42CM),13/11KGS
20':2571, 40'HQ:5970



MODEL:H-2000G2
Color box:20PCS.(50X36X20CM) 11/10KGS
20':15540, 40'HQ:36100
Double blister: 12PCS (52.5x20.5x28cm)6/5KGS
20':11162 40'HQ:25913



MODEL:S-970B
Color box:20PCS.(68X46X26CM) 18/16KGS
20':6888, 40'HQ:15990



MODEL:S-980B
Color box:20PCS.(68X46X26CM) 18/16KGS
20':6888, 40'HQ:15990
Double blister: 10PCS (68x30.5x42cm)13/11KGS
20':3214, 40'HQ:7462
Double blister with regulator:8PCS(68X30.5X42CM),
13/11KGS
20':2571, 40'HQ:5970



MODEL:H-2000G1
Color box:20PCS.(50X36X20CM) 8/7KGS
20':15540, 40'HQ:36100
Double blister: 12PCS (52.5x20.5x28cm)6/5KGS
20':11162, 40'HQ:25913

MODEL	DESCRIPTION	AIR CONSUMPTION (100%)CFM	NOZZLE SIZE		CUP SIZE	FLUID (WATER) DELIVERY	WEIGHT		AIR PRESSURE		AIR INLET
			Standard	Range							
			mm								
S-970B	H.V.L.P Gravity Feed Spray Gun	5-10	1.4	1.2-2.5	1000	160-240	0.74	1.62	43	3	1/4 "
S-970A	H.V.L.P Gravity Feed Spray Gun	5-10	1.4	1.2-2.5	600	160-240	0.65	1.43	43	3	1/4 "
S-980B	H.V.L.P Gravity Feed Spray Gun	5-10	1.4	1.2-2.5	1000	130-220	0.72	1.58	43	3	1/4 "
S-980A	H.V.L.P Gravity Feed Spray Gun	5-10	1.4	1.2-2.5	600	130-220	0.56	1.23	43	3	1/4 "
H-2000G1	H.V.L.P Gravity Feed Spray Gun	1-4	0.8	0.8-1.0	100	70-110	0.29	0.64	30	2.1	1/4 "
H-2000G2	H.V.L.P Gravity Feed Spray Gun	1-4	0.8	0.8-1.0	100	70-110	0.29	0.64	30	2.1	1/4 "

Applications & Features:

- Die cast aluminium body in ergonomic design.
- High volume low pressure design in high transfer efficiency to save time and paint up to 25%, reducing overshoot and spray mist to protect environment.
- Precise air cap set. Stainless steel nozzle and needle to allow use aqueous based paint for long service life.
- Good application for spray painting of middle or high adhesive for surface finishing and middle coating.
- Colors available: polished original metal color, powder coating in any colors, chrome-plated, nickel-plated, different anodized colors.



MODEL:H-827G
Color Box:20PCS(68x47x26cm),20/18KGS
H-827G,Double blister: 10PCS(68x30.5x42cm),
13/11KGS 20:3214, 40HQ:7462



MODEL:H-828G
H-828G,Color Box:20PCS(68x47x26cm),18/16KGS
20:6720, 40HQ:15640



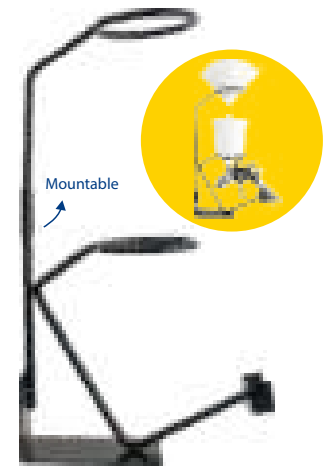
MODEL:W-960
Color Box: 20PCS(68X46X26cm) 18/16KGS
20':6888, 40'HQ:15990



MODEL:H-827S
Color Box:20PCS(76x46x26cm),16/15KGS
20':6160, 40'HQ:14301



MODEL:H-828AG
Color Box:20PCS(76x46x26cm),16/15KGS
20':6160, 40'HQ:14301



MODEL:HLD-3
Provides great convenience when refilling gravity feed spray guns

MODEL	DESCRIPTION	AIR CONSUMPTION (100%)CFM	NOZZLE SIZE		CUP SIZE	FLUID (WATER) DELIVERY	WEIGHT		AIR PRESSURE		AIR INLET
			Standard	Range							
			mm								
H-827G	H.V.L.P Gravity Feed Spray Gun	6-10	1.4	1.2-2.5	600	160-240	0.67	1.32	43	3	1/4 "
H-827S	H.V.L.P Suction Feed Spray Gun	6-10	1.4	1.2-2.5	1000	130-210	0.91	2.0	43	3	1/4 "
W-960	H.V.L.P Gravity Feed Spray Gun	5-10	1.4	1.2-2.5	600	160-240	0.58	1.28	43	3	1/4 "
H-828G	H.V.L.P Gravity Feed Spray Gun	5-10	1.4	1.2-2.5	600	100-220	0.58	1.28	43	3	1/4 "
H-828AG	H.V.L.P Gravity Feed Spray Gun	5-10	1.4	1.2-2.5	600	100-220	0.58	1.28	43	3	1/4 "

Applications & Features:

- High transfer efficiency.Durable and stable performance
- Reliable choice for medium viscosity painting of middle, & prime coating on cars, machinery, furniture and etc.
- Colors available: polished original metal color, powder coating in any colors, chrome-plated, nickel-plated, different anodized colors.



MODEL:T100
Color Box:30PCS(50x33x47.5cm),15/12KGS
20':10714, 40'HQ:24872
Double blister:24PCS(50x45x33cm),10/8KGS
20':9044, 40'HQ:20995



MODEL:PQ-1
COLOR BOX:20PCS(47x40x38cm),10/8KGS
20':7843, 40'HQ:18207



MODEL:WF-2300
COLOR BOX:10PCS(58x37x33cm),13.5/12.5KGS
20':3954, 40'HQ:9180



MODEL:PQ-2U
Color Box:10PCS(58x37x33cm),14.5/10KGS
20':3954, 40'HQ:9180
Double blister:10PCS(74x27x42cm),15/11KGS
20':3337, 40'HQ:7747



MODEL:PQ-2UA
Color Box:10PCS(58x37x33cm),14.5/10KGS
20':3954, 40'HQ:9180
Double blister:10PCS(74x27x42cm),15/11KGS
20':3337, 40'HQ:7747



MODEL:PQ-2UB
Color Box:10PCS(58x37x33cm),14.5/10KGS
20':3954, 40'HQ:9180

MODEL	DESCRIPTION	AIR CONSUMPTION (100%)CFM	NOZZLE SIZE		CUP SIZE	FLUID (WATER) DELIVERY	WEIGHT		AIR PRESSURE		AIR INLET
			Standard	Range			kgs	lbs	psi	Kg/cm ²	
			mm								
T100	Touch up spray gun	2–6	1.5	1.0–1.6	200	160–240	0.4	0.88	50	3.5	1/4"
PQ–1	Type of feed: sucion	5–10	2.0	1.5–2.5	550	180–280	0.3	0.66	50	3.5	1/4"
WF–2300	High pressure spraygun	5–10	2.0	1.4–2.5	1200	210–280	1.01	2.22	50	3.5	1/4"
PQ–2U	High pressure spraygun	5–10	1.8	1.0–2.5	1000	180–350	0.97	2.13	50	3.5	1/4"
PQ–2UA	High pressure spraygun	5–10	1.8	1.5–2.0	1000	180–350	0.95	2.1	50	3.5	1/4"
PQ–2UB	High pressure spraygun	5–10	1.8	1.0–2.5	1000	180–350	1.07	2.35	50	3.5	1/4"

Applications & Features:

- Reliable choice for interior and exterior wall painting, fence painting and etc.



MODEL:472A-1
Color Box:20PCS(59x31x57cm),18/16KGS
20':5369, 40'HQ:12464
Double blister:10PCS(67x27.5x36.5cm),12/10KGS
20':4160, 40'HQ:9658
472A-1 Air inlet at the top of the gun body



MODEL:472A-4
Color Box:20PCS(59x31x57cm),18/16KGS
20':5369, 40'HQ:12464
Double blister:10PCS(67x27.5x36.5cm),12/10KGS
20':4160, 40'HQ:9658

MODEL	DESCRIPTION	AIR CONSUMPTION (100%)CFM	NOZZLE SIZE		CUP SIZE	FLUID (WATER) DELIVERY	WEIGHT		AIR PRESSURE		AIR INLET
			Standard	Range			kgs	lbs	psi	Kg/cm ²	
			mm								
472A-1	Low pressure spraygun	2-6	1.3	1.2-1.5	1000/750	160-260	0.61	1.34	36	2.5	1/4 "
472A-4	Low pressure spraygun	2-6	1.3	1.2-1.5	1000/750	160-260	0.46	1.01	36	2.5	1/4 "
S112	Low pressure spraygun	2-6	1.3	1.3-1.5	1000	160-260	0.6	1.32	36	2.5	1/4 "
472C	Low pressure spraygun	2-6	1.3	1.2-1.5	750/1000	160-260	0.58	1.27	36	2.5	1/4 "
TG112	Low pressure spraygun	2-6	1.3	1.3-1.5	1000	200-280	0.57	1.25	36	2.5	1/4 "
472E	Low pressure spraygun	2-6	1.3	1.3-1.5	600	180-240	0.58	0.28	36	2.5	1/4 "



MODEL:S112
Color Box:10PCS(57x35.5x29cm),12/10KGS
20':4770, 40'HQ:11070
Double blister:10PCS(67x28x38cm),12/10KGS
20':3927, 40'HQ:9116
S112 GUN BODY:SEPERATE



MODEL:472C
Color Box:20PCS(57x31x51cm),17/15KGS
20':6215, 40'HQ:7214



MODEL:TG112
Color Box:10PCS(57x35.5x29cm),12/10KGS
20':4770, 40'HQ:11070
Double blister:10PCS(67x28x38cm),12/10KGS
20':3927, 40'HQ:9116
TG112 GUN BODY:WHOLE



MODEL:472E
Color Box:20PCS(57x31x56cm),17/15KGS
20':5656, 40'HQ:13131

Applications & Features:

- High transfer efficiency.Durable and stable performance
- Reliable choice for medium viscosity painting of middle, & prime coating on cars, machinery, furniture and etc.
- Colors available: polished original metal color, powder coating in any colors, chrome-plated, nickel-plated, different anodized colors.



MODEL:HR-99G1

Color Box:20PCS(76x46x26cm),
18/16KGS
20':6160, 40'HQ:14301



MODEL:HR-101G

Color Box:20PCS(76x46x26cm),
18/16KGS 20':6160, 40'HQ:14301




MODEL:E-70G1

Color Box:20PCS(67x32x41cm),
18/16KGS
20':6370, 40'HQ:14789



MODEL:E-70G2

Color Box:20PCS(67x32x41cm),
18/16KGS
20':6370, 40"HQ:14789



MODEL:HR-99G2

Color Box:20PCS(76x46x26cm),
18/16KGS
20':6160, 40"HQ:14301



MODEL:HR-101S

Color Box:20PCS(76x46x26cm),
25/23KGS 20':6160, 40'HQ:14301



MODEL:G-70S

Color Box:10PCS(57x34x29.5cm),
13.5/10KGS
20':4895, 40'HQ:11363



MODEL:HR-99S

Color Box:20PCS(76x46x26cm),
25/23KGS
20':6160, 40'HQ:14301

MODEL	DESCRIPTION	AIR CONSUMPTION (100%)CFM	NOZZLE SIZE		CUP SIZE	FLUID (WATER) DELIVERY	WEIGHT		AIR PRESSURE		AIR INLET
			Standard	Range							
			mm								
HR-99G1	Type of feed:gravity	5-10	1.8	1.4-2.5	600	200-300	0.64	1.41	43	3	1/4"
HR-99G2	Type of feed:gravity	5-10	1.8	1.4-2.5	600	200-300	0.64	1.41	43	3	1/4"
HR-101G	Type of feed:gravity	5-10	1.8	1.2-3.0	600	200-300	0.63	1.4	43	3	1/4"
HR-101S	Type of feed:suction	5-10	1.8	1.2-3.0	1000	170-270	0.82	1.8	50	3.5	1/4"
E-70G1	Type of feed:gravity	5-10	1.8	1.2-3.0	600	200-300	0.5	1.1	43	3	1/4"
E-70G2	Type of feed:gravity	5-10	1.8	1.2-3.0	600	200-300	0.44	0.97	43	3	1/4"
G-70S	Type of feed:suction	5-10	1.8	1.2-3.0	1000	170-270	0.6	1.32	50	3.5	1/4"
HR-99S	Type of feed:suction	5-10	1.8	1.4-2.5	1000	170-270	0.8	1.76	50	3.5	1/4"

Applications & Features:

- Good application for spraying drawings, toys, crafts, small spots and other small areas.
- Specially designed body in lightweight as economy type. Ideal for DIY choice on general purpose painting, such as furniture, garden, metal parts and so on. Light and handy design for comfortable and easy operation.



MODEL:K-3A

COLOR BOX:30PCS(36X32X40cm)15/10KGS
20':18221, 40'HQ:42299
DOUBLE BLISTER:30PCS(64X43X28cm)15/10KGS
20':10894, 40'HQ:25291



MODEL:NO.3

COLOR BOX:30PCS(36x32x40cm)
15/10KGS 20



MODEL:F-2

COLOR BOX:30PCS(36X32X40cm)15/10KGS
20':18221, 40'HQ:42299
DOUBLE BLISTER:30PCS(64X43X28cm)15/10KGS
20':10894, 40'HQ:25291



MODEL:4001G

Color Box:20PCS(76x46x26cm),18/16KGS
20':6160, 40'HQ:14301



MODEL:4001

Color box:10PCS(57x37x33cm)14.5/12.5KGS
20':4020, 40'HQ:9330



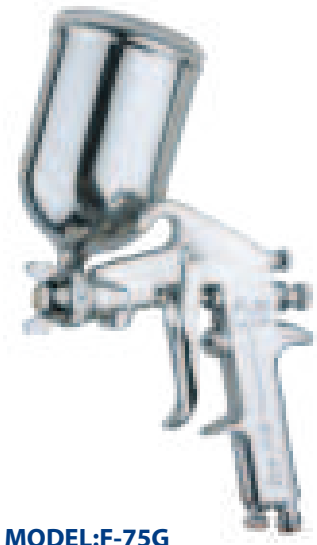
MODEL:A002

Color box:10PCS(57x37x33cm)15/11KGS
20':4022, 40'HQ:9339

MODEL	DESCRIPTION	AIR CONSUMPTION (100%)CFM	NOZZLE SIZE		CUP SIZE	FLUID (WATER) DELIVERY	WEIGHT		AIR PRESSURE		AIR INLET
			Standard	Range							
			mm								
K-3A	Type of feed:gravity	2-5	0.5	0.5-1.0	100	40-80	0.2	0.44	50	3.5	1/4"
NO.3	Type of feed:gravity	2-5	0.5	0.5	100	40-80	0.3	0.66	50	3.5	1/4"
F-2	Type of feed:gravity	2-5	0.5	0.5-1.0	100	40-80	0.3	0.66	43	3	1/4"
4001G	High pressure spraygun	5-10	1.6	1.3-2.0	600	100-190	0.55	1.21	50	3.5	1/4"
4001	High performance spray gun	4-8	1.8	1.4-2.5	1000	160-240	0.61	1.34	50	3.5	1/4"
A002	High performance spray gun	5-10	1.8	1.4-2.5	1000	160-240	0.97	2.13	50	3.5	1/4"

Applications & Features:

- High transfer efficiency.Durable and stable performance
- Reliable choice for medium viscosity painting of middle, & prime coating on cars, machinery, furniture and etc.
- Colors available: polished original metal color, powder coating in any colors, chrome-plated, nickel-plated, different anodized colors.



MODEL:F-75G
Color Box:20PCS(57X42X26cm)17/15KGS
20':8695, 40'HQ:20186



MODEL:W-71G
COLOR BOX:20PCS(59X42X26cm)18/16KGS
20':8695, 40'HQ:20186



MODEL:S-710G
COLOR BOX:20PCS(59X42X26cm)18/16KGS
20':8695, 40'HQ:20186



MODEL:F-100DG
COLOR BOX:20PCS(62X43X27.5cm)13/11KGS
20':7639, 40'HQ:17735



MODEL:F-75S
Color Box:20PCS(69X42X26cm)19/17KGS
20':7436, 40'HQ:17264



MODEL:W-71S
COLOR BOX:20PCS(69x43x26cm),20/18KGS
20':7263, 40'HQ:16861



MODEL:S-710S
COLOR BOX:20PCS(74X42X26cm)20/18KGS
20':6930, 40'HQ:16089

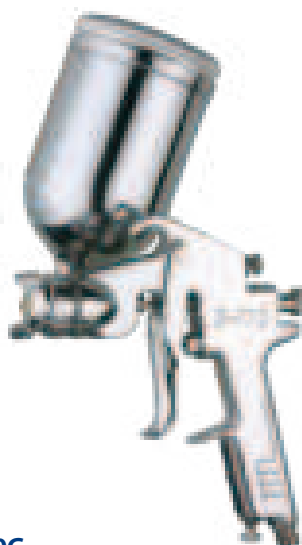


MODEL:F-100DS
COLOR BOX:10PCS(51.5X35.5X27.5cm)8/6KGS
20':5566, 40'HQ:12922

MODEL	DESCRIPTION	AIR CONSUMPTION (100%)CFM	NOZZLE SIZE		CUP SIZE	FLUID (WATER) DELIVERY	WEIGHT		AIR PRESSURE		AIR INLET
			Standard	Range							
			mm		ml	ml/min	kgs	lbs	psi	Kg/cm ²	
F-75G	Type of feed:gravity	2-6	1.5	1.2- 2.5	250	160-240	0.56	1.23	36	2.5	1/4"
F-75S	Type of feed:suction	2-6	1.5	1.2- 2.5	850	130-210	0.65	1.43	50	3.5	1/4"
W-71G	Type of feed:gravity	3-8	1.5	1.2- 2.5	350	160-240	0.66	1.45	50	3.5	1/4"
W-71S	Type of feed:suction	3-8	1.5	1.2- 2.5	650	130-210	0.71	1.56	50	3.5	1/4"
S-710G	Type of feed:gravity	3-8	1.5	1.2- 2.5	350	160-240	0.59	1.3	50	3.5	1/4"
S-710S	Type of feed:suction	3-8	1.5	1.2- 2.5	650	130-210	0.57	1.25	50	3.5	1/4"
F-100DG	Type of feed:gravity	6-10	1.5	1.2-2.5	600	130-210	0.42	1.3	43	3	1/4"
F-100DS	Type of feed:suction	6-10	1.5	1.2-2.5	650	100-180	0.63	1.3	43	3	1/4"

Applications & Features:

- High transfer efficiency.Durable and stable performance
- Reliable choice for medium viscosity painting of middle, & prime coating on cars, machinery, furniture and etc.
- Colors available: polished original metal color, powder coating in any colors, chrome-plated, nickel-plated, different anodized colors.



MODEL:S-770G
COLOR BOX:25PCS(53X44X37cm)23/22KGS
20':8111, 40'HQ:18829



MODEL:W-77G
COLOR BOX:25PCS(53x44x38cm),22/20KGS
20':7900, 40'HQ:15801




MODEL:LN-1
Color box: 20PCS(41.5x35.5x64.5cm)13/10.5KGS
20':5800, 40'HQ:13400



MODEL:S-770S
COLOR BOX:10PCS(58x24x37cm),14/11KGS
20':5436, 40'HQ:12621



MODEL:W-77S
COLOR BOX:10PCS(58x24x37cm),14/10KGS
20':5436, 40'HQ:12621



MODEL:PQ-2
COLOR BOX:10PCS(58x36x32cm) 14/11KGS
20':4191, 40'HQ:9730

MODEL	DESCRIPTION	AIR CONSUMPTION (100%)CFM	NOZZLE SIZE		CUP SIZE	FLUID (WATER) DELIVERY	WEIGHT		AIR PRESSURE		AIR INLET
			Standard	Range							
			mm		ml	ml/min	kgs	lbs	psi	Kg/cm ²	
S-770G	Type of feed:gravity	3-8	1.5	1.5-3.0	350	160-250	0.75	1.65	50	3.5	1/4"
S-770S	Type of feed:suction	3-8	1.5	1.5-3.0	1000	130-220	0.92	2.02	50	3.5	1/4"
W-77G	Type of feed:gravity	3-8	1.5	1.5-3.0	350	160-250	0.55	1.21	50	3.5	1/4"
W-77S	Type of feed:suction	3-8	1.5	1.3-3.0	1000	130-220	0.87	1.91	50	3.5	1/4"
LN-1	High performance spray gun	4-8	1.5	1.5	600	160-240	0.68	1.5	43	3	1/4"
PQ-2	Type of feed:suction	5-10	2.0	1.2-2.5	1000	300-400	0.79	1.73	50	3.5	1/4"

Applications & Features:

- High transfer efficiency.Durable and stable performance
- Reliable choice for medium viscosity painting of middle, & prime coating on cars, machinery, furniture and etc.
- Colors available: polished original metal color, powder coating in any colors, chrome-plated, nickel-plated, different anodized colors.



MODEL:S-990G1

Color box:20PCS(56.5X35.5X40cm)18/16KGS
20":6982, 40"HQ:16209



MODEL:S-990G2

Color box:20PCS(56.5X35.5X40cm)18/16KGS
20":6982, 40"HQ:16209



MODEL:S-990S

750CC Color box:10PCS(57X35X27cm)13/12KGS
20":5194, 40"HQ:12059
1000CC Color box:10PCS(57X35X29cm)13/12KGS
20":4835, 40"HQ:11226



MODEL:162A1

Color box:20PCS(56.5x35.5x40cm)18/16KGS
20":6982, 40"HQ:16209



MODEL:162A2

Color box:20PCS(56.5x35.5x40cm)18/16KGS
20":6982, 40"HQ:16209



162B

Split style
750CC CUP
Color box: 17x11x25.5cm
CTN: 58x36x27cm
10PCS/CTN
G.N/W: 9/7KGS



MODEL:162C

1000CC Color box:10PCS(56x39.5x30cm)13/10KGS
20":4216, 40"HQ:9789

MODEL	DESCRIPTION	AIR CONSUMPTION (100%)CFM	NOZZLE SIZE		CUP SIZE	FLUID (WATER) DELIVERY	WEIGHT		AIR PRESSURE		AIR INLET
			Standard	Range			kgs	lbs	psi	Kg/cm ²	
			mm								
S-990G1	Type of feed:gravity	3-8	1.5	1.2-2.5	600	160-240	0.53	1.17	43	3	1/4"
S-990G2	Type of feed:gravity	3-8	1.5	1.2-2.5	600	160-240	0.47	1.03	43	3	1/4"
S-990S	Type of feed:suction	3-8	1.5	1.2-2.5	850/1000	130-210	0.6	1.32	50	3.5	1/4"
162A1	Type of feed:gravity	3-8	1.5	1.2-2.5	600	160-240	0.46	1.01	50	3.5	1/4"
162A2	Type of feed:gravity	3-8	1.5	1.2-2.5	600	160-240	0.45	1.16	50	3.5	1/4"
162C	Type of feed:suction	3-8	1.5	1.2-2.5	1000	130-210	0.75	1.65	50	3.5	1/4"

Applications & Features:

- High transfer efficiency.Durable and stable performance
- Reliable choice for medium viscosity painting of middle, & prime coating on cars, machinery, furniture and etc.
- Colors available: polished original metal color, powder coating in any colors, chrome-plated, nickel-plated, different anodized colors.



MODEL:W-80B2G

Color Box: 20PCS 56.5x35.5x40cm 18/16KGS
20":6982, 40"HQ:16209



MODEL:WF2200

Color box:20PCS(56.5x35.5x40cm)14.5/13.5KGS
20":6982, 40"HQ:16209



MODEL:W-80BG

Color box:20PCS(56.5x35.5x40cm)18/16KGS
20":6982, 40"HQ:16209



MODEL:W-80B2S

Color Box: 10PCS 56.5x35.5x40cm 12/10KGS
20":3491, 40"HQ:8101



MODEL:WF2100

Color box:10PCS(57x40x30cm)13/10KGS



MODEL:W-80BS

Color box:20PCS(56.5x35.5x40cm)18/16KGS
20":6982, 40"HQ:16209

MODEL	DESCRIPTION	AIR CONSUMPTION (100%)CFM	NOZZLE SIZE		CUP SIZE	FLUID (WATER) DELIVERY	WEIGHT		AIR PRESSURE		AIR INLET
			Standard	Range							
			mm								
W-80B2G	Type of feed:gravity	3-8	1.5	1.2-2.5	600	160-240	0.39	0.86	50	3.5	1/4"
W-80B2S	Type of feed:suction	3-8	1.5	1.2-2.5	850/1000	130-210	0.58	1.28	50	3.5	1/4"
WF2200	Type of feed:gravity	5-10	1.5	1.2-2.5	600	160-240	0.45	0.99	50	3.5	1/4"
WF2100	Type of feed:suction	3-8	1.5	1.2-2.5	850/1000	160-240	0.6	1.32	50	3.5	1/4"
W-80BG	Type of feed:gravity	3-8	1.5	1.2-2.5	600	160-240	0.47	1.03	43	3	1/4"
W-80BS	Type of feed:suction	3-8	1.5	1.2-2.5	850/1000	130-210	0.62	1.36	50	3.5	1/4"

Applications & Features:

- Durable Plastic / Alum . hopper cup with handle.
- Adjustable material flow control for perfect performance.
- Die-cast alum .gun body
- Three nozzles (4, 6, 8mm) are included with each gun.



MODEL:B-001

Color box: 10PCS(121x49x29cm)
15/10KGS 20':1628, 40'HQ:3781



MODEL:B-002

Color box: 10PCS(121x49x29cm)
15/10KGS 20':1628, 40'HQ:3781



MODEL:B001-A

Color box: 10PCS(121x49x29cm)
15/10KGS 20':1628, 40'HQ:3781



MODEL:B-003

Color box: 4PCS(56x38x76cm)
14/13KGS 20':692, 40'HQ:1607



MODEL:B-004

Color box: 4PCS(57.5x38x76cm)
10.8/9.8KGS 20':692, 40'HQ:1607



MODEL:B002-A

Color box: 10PCS(121x49x29cm)
15/10KGS 20':1628, 40'HQ:3781

PROFESSIONAL PAINT TANK KIT

MODEL:PO-001

- 8L/10L Paint Tank with PQ-2U Spray Gun
- Complete with paint tank, air regulator set, safety valve, outlet valve. Paint exit hole.
- Seamless steel pressure tank in dacromet treatment for long durability.
- Ideal for large area coverage at spraybooths, workshops, gardens, vehicles etc.
- Air inlet :1/4"
- Tank capacity: 10L and 8L optional

Color box: 1PCS 29x29x40cm 14/12KGS

20':833, 40'HQ:1934

Air Inlet:1/4"NPS

Air hose fitting:1/4"NPS

Fluid hose fitting:3/8"NPS

Compressor Required:2HP

Fluid Nozzle Orifice mm.	Air Consumption SCFM	Required Air Pressure PSI/Bar
1.0	5-10	50/3.5

Pressure feed spay gun included



SPRAY GUN KIT

High pressure gun with tank.
2-quart paint cup with regulator
Working pressure:70PSI.Max
Cup pressure: 10PSI Max
Including 80"Lx 1/2" O.D. air (red) hose
With 1/4"fitting and paint (black)hose with
3/8" fitting built-in pressure regulator
20':2647, 40'HQ:6146



MODEL:PO-002 2L Paint tank

Color box:4pcs
30X30X47CM 15/13KGS
20':1237, 40'HQ:2872



MODEL:PO-002A 2L Paint tank with PQ-2U

Color box 4sets 55X47X35 12/11KGS



MODEL:PO-002B 2L Paint tank with H-827S

Color box 4sets 55X47X35 12/11KGS

Applications & Features:

Big capacity tank perfect for big area spraying like in/out wall, floor, machinery etc.
One-Piece format tank.
Paint outlet: 1/4", 3/8"
Mounted on Wheels, On/Off air ball valve.
Large lid clasp & gasket that will not fall off during lid removal
Paint Tank (Automatic Mixing) W/Pressure Gauge & Adjusting Valve.



PO-003 10L

1SET/CTN 32.5x33x57cm
G.N/W: 20/15KGS

PO-006 20L

1SET/CTN 44.5x37.5x70.5CM
G.N/W: 30/25KGS

PO-004 40L

1SET/CTN 50.5x48.5x78.5CM
G.N/W: 40/33KGS

PO-005 60L

1SET/CTN 47.5 x49.5x95CM
G.N/W: 50/42KGS



MF18

MF19

1SET/CTN CTN SIZE: 49.5x16x37CM
G.W/N.W: 6.6/5.5KG
20':955SETS 40'HQ:2185SETS

MF20

1SET/CTN CTN SIZE: 28x22x42CM
G.W/N.W: 6.5/6.0KG
20':1082SETS 40'HQ:2475SETS

MF21

1SET/CTN CTN SIZE: 104.5x17.7x17.5CM
G.W/N.W: 9.2/7.2KG
20':865SETS 40'HQ:1977SETS

Die cast aluminium body in lightweight, nice looking and ergonomic design for comfortable & durable use. Good choice for car maintaining jobs like spray painting, cleaning, engine oiling, dust blowing, tire inflating at great convenience.

MODEL: W-2010A1-G

Contains:

- Spray paint gun
- Air blow gun
- Washing gun
- Inflating gun
- Recoil hose


MODEL: W-2010A1-S

Contains:

- Spray paint gun
- Air blow gun
- Washing gun
- Inflating gun
- Spiral hose

SETS/CTN:10
SIZE(CM):59x45x57
G.N/W(KG):21/19
20FT(SETS):2000
40FT(SETS):4000

Mainly used for car maintaining jobs
like spray painting, dust blowing and tire inflating.



HOT!

MODEL: WF-21G

- Type of feed: Gravity
- Nozzle size:Φ1.5mm
- Cup capacity: 600ml
- Fluid (water) delivery:170ml/min
- Working pressure: 0.35MPa
- Painting fan:180-240mm
- Round fan: Φ55mm

COLOR BOX
20PCS/67x47x27cm
G.W/N.W: 18/16KGS
20':6600PCS 40'HQ:15100PCS

MODEL: WF-21S

- Type of feed: Suction
- Nozzle size:Φ1.5mm
- Cup capacity: 850/1000ml
- Fluid (water) delivery:240ml/min
- Working pressure: 0.35MPa
- Painting fan:160-220mm
- Round fan: Φ50mm

COLOR BOX
20PCS/76x46x26.5cm
G.W/N.W: 21/19KGS
20':6100PCS 40'HQ:13800PCS



MODEL: TG-21

- Pressure gauge range:0-12BAR(0-170psi)
- Working pressure:0.2-0.4MPa
- slide blister card
- 40pcs/68x38x33cm G.W/N.W:20/19KGS
20':13120PCS 40'HQ: 30000PCS

MODEL: DO-21

- Nozzle size:Φ4.5mm
- Cup capacity: 900ml
- Working pressure:0.3-0.4MPa
- 2pcs/color box
20PCS/59x44x42cm G.W/N.W: 14/12KGS
20':5137PCS 40'HQ: 11926PCS

MODEL: DG-21

- Nozzle size:Φ2.0mm
- Working pressure:0.2-0.6MPa
- slide blister card
- 40PCS/43.5x28x28.5cm
G.W/N.W: 12/11KGS
20':32400PCS 40'HQ:73800PCS

MODEL:W-2000C5-S 5PCS AIR TOOL KIT

- Including:**
- spray paint gun (aluminum cup:750cc, 1000cc optional)
 - air blow gun
 - washing gun
 - inflating gun,
 - recoil hose
- Mainly used for car maintenance as for,spray painting,dust blowing and tire inflating.



MODEL:W-2000C5-GP


Contains: spray paint gun, air blow gun, washing gun, inflating gun, recoil hose

MODEL:W-2000C5-GA

Contains: spray paint gun, air blow gun, washing gun, inflating gun, recoil hose

ITEM NO .	SETS/CTN	SIZE(CM)	G.N/W(KG)	20FT(SETS)	40FT(SETS)
W-2000C5-S	10	59.5x41x42.5	21/20	2550	5900
W-2000C5-GP	10	59.5x41x42.5	18/17	2550	5900
W-2000C5-GA	10	59.5x41x42.5	20/19	2550	5900

KIT CAN BE SUPPLIED WITH



MODEL:W-2000A2-S 5PCS AIR TOOL KIT

- Including:**
- spray paint gun (aluminum cup:750cc, 1000cc optional)
 - air blow gun
 - washing gun
 - inflating gun,
 - recoil hose
- Mainly used for car maintenance as for,spray painting,dust blowing and tire inflating.



MODEL:W-2000A2-GP(W-2000A3)

MODEL:W-2000A2-GA(W-2000A3)



Packing: colour box

Packing:blow Case (W-2000A9)

Packing:double blister with color card (MODEL:W-2000A1)

ITEM NO .	SETS/CTN	SIZE(CM)	G.N/W(KG)	20FT(SETS)	40FT(SETS)
W2000A2	10	59x45x57	24/22	2000	4000
W2000A3	10	59x45x57	23/21	2000	4000
W2000A9	5	65x48x37	14/10	1210	2560
W2000A1	10	74x55x37.5	24.5/20	1830	4100

KIT CAN BE SUPPLIED WITH



MODEL:W-2000A5-S 5PCS AIR TOOL KIT

- Including:**
- Spray paint gun (aluminum cup:750cc, 1000cc optional)
 - Air blow gun
 - Inflating gun,
 - Mainly used for car maintenance as for,spray painting,
Dust blowing and tire inflating.
 - Washing gun
 - Recoil hose



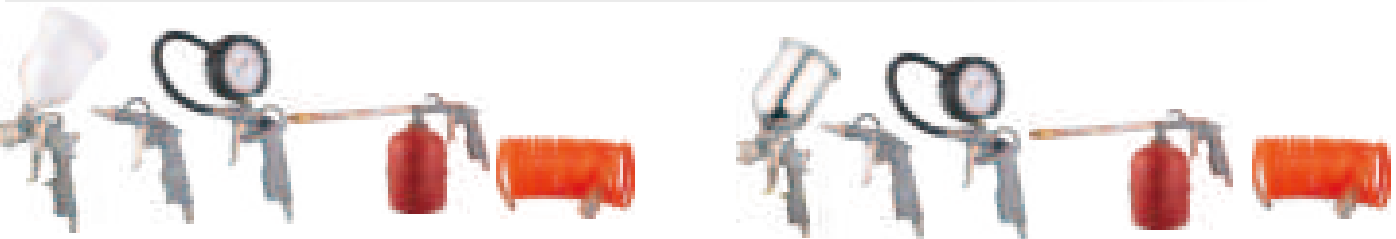
MODEL:W-2000A5-GA




MODEL:W-2000A5-GP

Packing: display box

Packing: colour box



MODEL:W-2000D5-GP

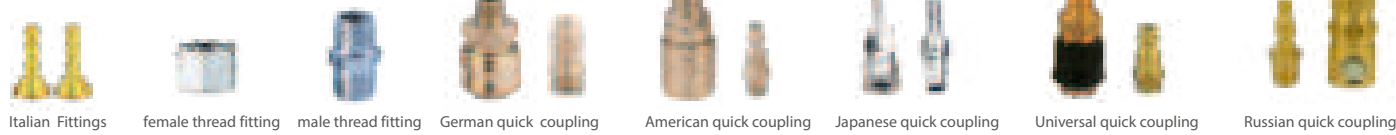


MODEL:W-2000D5-GA

MODEL:W-2000D5-S

ITEM NO .	SETS/CTN	SIZE(CM)	G.N/W(KG)	20FT(SETS)	40FT(SETS)	40HQ(SETS)
W-2000A5-GA	10	59x45x57	24/21	2000	4000	4300
W-2000A5-GP	10	59x45x57	23/22	2000	4000	4300
W-2000A5-S	10	59x45x57	24/22	2000	4000	5900
W-2000D5-GP	10	59.5x41x42.5	19/18	2550	4000	4300
W-2000D5-GA	10	59.5x41x42.5	20/19	2550	4000	5900
W-2000D5-S	10	59.5x41x42.5	20/19	2550	4000	5900


KIT CAN BE SUPPLIED WITH



Italian Fittings female thread fitting male thread fitting German quick coupling American quick coupling Japanese quick coupling Universal quick coupling Russian quick coupling

MODEL:W-2000C4 5PCS AIR TOOL KIT

- SUCTION TYPE 20':2000, 40'HQ:4300**
- Spray paint gun (aluminum cup:750cc, 1000cc optional)
 - Air blow gun
 - Washing gun
 - Mainly used for car maintenance as for,spray painting,
Dust blowing and tire inflating.
 - Inflating gun,
 - Recoil hose



MODEL:W-2000C2-GP



MODEL:W-2000C2-GA

Packing: colour box




MODEL:W-2000A8
11PCS SPRAY GUN KIT

MODEL:W-2000A10 4PCS SPRAY GUN KIT


- Including:**
- 1pc W-960 spray gun with 600CC
 - aluminium cup (available nozzle size:
1.4mm, 1.7mm, 2.0mm)
 - 1pc air regulator
 - 1pc spanner
 - 1pc cleaning brush

ITEM NO .	SETS/CTN	SIZE(CM)	G.N/W(KG)	20FT(SETS)	40FT(SETS)	40HQ(SETS)
W2000C4	10	59x45x57	23/21	2000	4000	4300
W2000C2(GP/GA)	10	59x45x57	22/20	2000	4000	4300
W-2000A8	5	87x41x22	15/13	1785	3750	4075
W-2000A10	10	77x39.5x35.5	12/10	2600	5370	5920

KIT CAN BE SUPPLIED WITH



Italian Fittings female thread fitting male thread fitting German quick coupling American quick coupling Japanese quick coupling Universal quick coupling Russian quick coupling




MODEL:W-2004A1 5PCS AIR TOOLS KIT (GRAVITY TYPE)

Including:

- Spray paint gun,
- Air blow gun,
- Washing gun,
- Inflating gun,
- Recoil hose.

Mainly used for car maintaining job like
spray painting,
dust blowing, tire inflating etc.



MODEL:W-2004A2 5PCS AIR TOOLS KIT (SUCTION TYPE)

Including:

- Spray paint gun, (aluminum cup:750cc, 1000cc optional)
- Air blowing gun,
- Washing gun,
- Inflating gun,
- Recoil hose.

Mainly used for car maintaining job like
spray painting,
dust blowing, tire inflating etc.



MODEL:W-2000B4 25PCS AIR TOOLS KIT (SUCTION TYPE)

Including:

- 1pc-spray gun,750cc suction up
- 1pc-inflating gun
- 1pc-5M air hose (PU . PE)
- 1pc-mini blow gun
- 2pcs-ball inflating needle
- 1pc-rubber blow gun tip
- 1pc-tapered blow gun tip
- 1pc-blow gun adaptor
- 2pcs-female quick coupler
- 2pcs-male thread air plug
- 2pcs-female thread air plug
- 2pcs-1/4" male thread connector
- 1pc-1/4" female thread connector
- 1pc-brush
- 6pcs-mask
- 1set/color box

ITEM NO .	SETS/CTN	SIZE(CM)	G.N/W(KG)	20FT(SETS)	40FT(SETS)	40HQ(SETS)
W2004A1	10	59.5x41x42.5	21/20	2550	5900	6200
W2004A2	10	59.5x41x42.5	20/19	2550	5900	6200
W-2000B4	10	65x43x45	23/21	2225	4700	5166

KIT CAN BE SUPPLIED WITH



Italian Fittings female thread fitting male thread fitting German quick coupling American quick coupling Japanese quick coupling Universal quick coupling Russian quick coupling



MODEL:W-2000A11 3PCS AIR TOOLS KIT

- 1pc air blow gun
- 1pc air inflating gun
- 1pc 5Mx6mmx8mm air hose in different colors (PU & PE optional)



MODEL:W-2000A4 5PCS AIR TOOLS KIT

- Spray paint gun
- Air blowing gun
- Washing gun
- Inflating gun
- Spiral hose.



MODEL:K07-2009A4 7PCS AIR TOOLS KIT

Including:

- 1pc air cleaning gun with 750ml aluminum cup,DG-10-1
- 1pc suction spray gun with 750ml aluminum cup ,F-75G
- 1pc air inflating gun ,TG-5
- 1pc air blowing gun, DG-10-1
- 1pc 6x8mm spiral air hose (material: PU, PE,length: 3M, 4M, 5M)
- 1pc inflating needle
- 1pc inflating tapered nozzle

Packing: double blister with color card
Inner packing:1set/white box



MODEL:W-2000A7 5PCS AIR TOOLS KIT

Including:

- Spray paint gun
- Air blowing gun
- Washing gun
- Inflating gun
- Spiral hose.

ITEM NO .	SETS/CTN	SIZE(CM)	G.N/W(KG)	20FT(SETS)	40FT(SETS)	40HQ(SETS)
W-2000A11	10	55.5x43.5x29	11/9	4000	8300	9150
W-2000A4	10	83x50x47	24.5/20	1430	3050	3280
W-2000A7	5	54.5x46.5x34.5	12/10	1600	3375	3600
K07-2009A4	5	63x36x56.5CM	12/11	1070	2280	2500

KIT CAN BE SUPPLIED WITH



Italian Fittings female thread fitting male thread fitting German quick coupling American quick coupling Japanese quick coupling Universal quick coupling Russian quick coupling



H-828G KIT 4PCS H.V.L.P KIT

600cc aluminum cup, 600cc PP cup
and 600cc nylon cup optional

5SETS/CTN, 62x37x32CM G.N/W: 7/6KGS
20':1940SETS, 40'HQ:4390SETS



W-2000B3 3PCS KIT 3PCS H.V.L.P SPRAY GUN KIT

- Including:**
- 1PC-big H.V.L.P spray gun
1.4mm nozzle size
1000ml aluminum cup
 - 1PC-big H.V.L.P spray gun
1.7mm nozzle size
1000ml aluminum cup
 - 1PC-Regulator
 - 5PCS / 62x47x43cm 15/13kgs
 - 20':1117, 40'HQ:2593

W-2000B5 4PCS KIT 4PCS H.V.L.P SPRAY GUN KIT

- Including:**
- 1PC-Mini H.V.L.P spray gun
0.8mm nozzle size
100ml aluminum cup
 - 1PC-big H.V.L.P spray gun
1.4mm nozzle size
1000ml aluminum cup
 - 1PC-big H.V.L.P spray gun
1.7mm nozzle size
1000ml aluminum cup
 - 1PC-Regulator
 - 5SETS/58X56X44.5CM 19/16KGS
 - 20':965, 40'HQ:2245

8PCS HVLP SPRAY GUN KIT

This eyeball catching superb kit is much stronger and convenient for
carry on and storage.
It is a perfect choice for multi-task spray painting jobs.



MODEL:W-2000B6 9PCS H.V.L.P SPRAY GUN KIT

- Including:**
- 2pcs 1000cc aluminum cup
(600cc aluminum cup, nylon cup and PP cup optional)
 - 1pc 100cc aluminum cup
(100cc PP and nylon cup optional)
 - 2pcs HVLP spray gun with 1.4mm and 1.7mm nozzle
 - 1pc mini HVLP spray gun with 0.8 mm nozzle
(1.0mm nozzle optional)
 - 1pc air regulator
 - 1pc aluminum box
 - Aluminum box size: 43x44x12cm
 - 5SETS/61x43.5x44.5CM 23/22KGS
 - 20':1190SETS 40'HQ:2720SETS



W-71S KIT 5PCS H.V.L.P KIT



S-980A KIT 7PCS H.V.L.P KIT

5SETS/CTN, 62x37x32CM
G.N/W: 7/6KGS
20':1940SETS, 40'HQ:4390SETS

MODEL:W-2004B7
6PCS H.V.L.P SPRAY GUN KIT

- Including:**
- 1PC-big H.V.L.P spray gun
1.4mm nozzle size(1.7mm optional)
 - 2PCS-1000ml aluminum cup
 - 1PC-mini H.V.L.P spray gun
0.8mm nozzle size (1.0mm optional)
 - 1PC-100ml aluminum cup
 - 1PC-Regulator

MODEL:K07-2013A7
5PCS H.V.L.P SPRAY GUN KIT

- Including:**
- 1pc HVLP spray gun with 1.4mm nozzle
 - 1pc air regulator
 - 1set nozzle set
(1pc 1.7mm nozzle+1pc air cap+1pc needle)
 - 2pcs spanner
 - 1pc cleaning brush
 - 1pc connector

Packing: double blister with color card
Inner packing:1set/white box



MODEL:W-2004B7

MODEL:K07-2013A7

ITEM NO .	SETS/CTN	SIZE(CM)	G.N/W(KG)	20FT(SETS)	40FT(SETS)	40HQ(SETS)
W-2004B7	4	51x26x44.5	9/8	1900	4000	4340
K07-2013A7	10	61x41x36	14/13	3100	6250	7100

MODEL:W-2004B8
13PCS HIGH PRESSURE SPRAY GUN KIT

- Including:**
- 1pc High pressure spray gun PQ-2U
 - 1pc Water filter
 - 4pcs Cleaning brushes
5pcs Wooden picks
 - 1pc Cleaning needle
 - 1pc Adhesive tape
 - Nozzle size: 1.8mm
 - Cup capacity: 1L
 - Fluid delivery : 140-200ml/min
Working pressure: 50PSI
 - Air inlet: 1/ 4"
 - Standard package: 1set/color box

Good application for medium viscosity painting
of middle, and prime coating on cars, machinery,
furniture and etc.



ITEM NO .	SETS/CTN	SIZE(CM)	G.N/W(KG)	20FT(SETS)	40FT(SETS)	40HQ(SETS)
W-2004B8	10	58x37x33	15/11	3950	8330	9050



MODEL:PS-9B

Specifications:body length:150mm
Nozzle size:0.5mm
Regulator:1/ 4"(f) ~ 5mm(m)
Control:push-button
Suitable for general artwork and
model paintings.

20PCS 52x25x22 12/11KGS
20':19580, 40'HQ:45454



MODEL:PS-13

Feed Type:Gravity
Nozzle:Dia.0.2mm,0.3mm
Cup Capacity:7ml
Control Cup:Fix-on type

Control:Push-button
Working Pressure:15~30PSI
20PCS 43x21x23.5 7/6KGS
20':26400, 40'HQ:61320



MODEL:PS-12

Body Length:150mm
Nozzle:Dia.0.35mm
Control:Push-Button
Spray:Adjustable
Metal Cup:1x5ml
PVC Air Hose:6ft.
Spanner:1pc

Control:Push-Button
Glass Jars:2x22ml
Metal; Hanger:1pc
Pressure:15-50PSI
20PCS 58.5x20.5x25.5 7/6KGS
20':18060, 40'HQ:41920



MODEL:PS-14

Feed Type:Gravity
Nozzle:Dia.0.2mm,0.3mm
Cup Capacity:7ml
Control:Push-Button
spray:Adjustable

Control Cup:Fix-on type
Working Pressure:15~50PSI
20PCS 43x21x23.5 7/6KGS
20':26400, 40'HQ:61320



MODEL:PS-15

Feed Type:Gravity
Nozzle:Dia.0.2mm,0.3mm
Cup Capacity:7ml
Control Cup:Side,Detachable

Control:Push-Button
Spray:Adjustable
Working Pressure:15~30PSI
20PCS 43x21x23.5 7/6KGS
20':26400, 40'HQ:61320



MODEL:PS-16

Feed Type:Gravity
Nozzle:Dia.0.2mm,0.3mm
Cup Capacity:2ml
Control Cup:Fix-on type

Control:Push-Button
Working Pressure:20~30PSI
20PCS 43x21x23.5 7/6KGS
20':26400, 40'HQ:61320



MODEL:PS-17

On-off mode:Double action
Nozzle size: 0.3mm~0.5mm
Woring pressure: 15-50PSI
Cup capacity: 22ml
Feed type: Suction

Spray distance:50-100mm
Painting adjustment:
outside adjustment
30pcs/ 41x36x30cm 11/9KGS
20':19200, 40'HQ:43650



MODEL:PS-12-CP
22ML SPARE AIR BRUSH CUPS


Package : 2pcs as 1set in slide blister card
Qty/inner packing: 20sets
Inner ctn size:44*18.5*12cm

Qty/ctn: 60sets Ctn size: 45*20*38cm
G.w/n.w: 9.50/8.50kgs

- Mini air compressor, light and handy for carry on and storage.
- Light-weight durable aluminum housing. Low noise.
- A good choice for light jobs like art painting, spraying and inflating.

Enjoy yourself with the following applications in:

- Auto graphics
- Signs and illustrations
- Wood carving
- Miniatures/figurines
- Rc cars, trains and planes
- Photo re-touching
- Model building
- T-shirt/textile
- Fine art and craft
- Murals
- Cosmetics
- Stenciling and decorative painting
- Body and nail art
- Porcelains
- Tanning
- Cake decorating



MODEL:EC-1



Double Voltage
MODEL:EC-2

MODEL:EC-1		MODEL:EC-2	
Frequency:	50-60HZ	Frequency:	50-60HZ
Voltage:	120V/230V	Voltage:	120/230V (Double Voltage 127/240V)
Speed:	1430RPM	Speed:	1750RPM
Air Flow:	22L/min	Air Flow:	120L/min
Power:	150W	Power:	350W
Max pressure:	2.5BAR (36PSI)	Net Weight:	11.9KG/26LB
Net Weight:	4.7KG/10.34LB	Max Pressure:	127V-2.1BAR, 240V-3.0BAR
Air Outlet:	1/4"	Measurements:	33.5x22.5x16.5CM
Electric cable:	2.0m	Air Outlet:	1/4"
		Electric cable:	2.0m



MODEL:EC-3
OIL-LESS TYPE



Double Switch Type
Switch 1:Auto start at 2.8 BAR
Auto stop at 4 BAR
Switch 2:Max pressure at 6 BAR

MODEL:EC-4
OIL-LESS TYPE



Double Switch Type
Switch 1:Auto stop system
Switch 2:Max pressure 6 BAR

MODEL:EC-5
OIL-LESS TYPE

MODEL:	EC-3	EC-4	EC-5
Frequency:	50-60HZ	50-60HZ	50-60HZ
Voltage:	220-240V	220-240V(110-120V)	220-240V
Speed:	1450RPM	1450RPM	1450RPM
Air Flow:	23L/min	35L/min	23L/min
Power:	1/5HP	1/3HP	1/5HP
Net Weight:	3.6KG/8LB	5.5KG/12.1LB	5.0KG/11LB
Measurements:	24.5x13.5x17CM	32x13.5x20.5CM	32x16x35CM
Air Outlet:	1 /4"	1 /4"	1 /4"
Electric cable:	2.0m	2.0m	2.0m



MODEL:DG-10-1

Slide blister card:100PCS
67x46x23cm 15/13KGS
20':39051, 40'HQ:90655



MODEL:DG-10-2

Slide blister card:100PCS
67x46x23cm 15/13KGS
20':39051, 40'HQ:90655



MODEL:DG-10-3

Slide blister card:100PCS
67x46x23cm 15/13KGS
20':39051, 40'HQ:90655



MODEL:A60-1

Slide blister card:40PCS
41x30x24cm 12/11KGS
20':37966, 40'HQ:88135



MODEL:A60-2

Slide blister card:40PCS
41x30x32cm 12/11KGS
20':28426, 40'HQ:65989



MODEL:A60-3

Slide blister card:40PCS
41x30x32cm 12/11KGS
20':28426, 40'HQ:65989



MODEL:A60-9

Slide blister card:50PCS
59x28x28cm 14/13KGS
20':30237, 40'HQ:70194



MODEL:DG-15

Slide blister card:40PCS
41x29x24cm 12/11KGS
20':39298, 40'HQ:91228



MODEL:DG-8


Slide blister card:40PCS
41x30x24cm 12/11KGS
20':37966, 40'HQ:88135



MODEL:DG-9

Slide blister card:40PCS
41x30x32cm 12/11KGS
20':28426, 40'HQ:65989

MODEL	DG-10-1	DG-10-2	DG-10-3	A60-1	A60-2	A60-3	A60-9	DG-15	DG-8	DG-9
Working pressure(MPa)	0.2-0.6	0.2-0.6	0.2-0.6	0.2-0.6	0.2-0.6	0.2-0.6	0.2-0.6	0.2-0.6	0.2-0.6	0.2-0.6
Standard length(mm)	28	50.5	94	26.5	108.5	215.5	26.5	26.5	26.5	125.5
Nozzle size(mm)	Φ2.0	Φ3.4	Φ3.4	Φ2.0	Φ3.8	Φ3.8	Φ2.0	Φ2.0	Φ2.0	Φ3.8



MODEL	DG-10-S9-1	DG-10-S9-2	DG-10-S9-3	DG-10-S10-1	DG-10-S10-2	DG-10-S10-3
Working pressure(MPa)	0.2-0.6	0.2-0.6	0.2-0.6	0.2-0.6	0.2-0.6	0.2-0.6
Standard length(mm)	100	200	300	100	200	300
Nozzle size(mm)	Φ2.5	Φ2.5	Φ2.5	Φ2.5	Φ2.5	Φ2.5



MODEL	DG-10-S1	DG-10-S2	DG-10-S3	DG-10-S4	DG-10-S5-1	DG-10-S5-2	DG-10-S5-3	LN-2	DG-10A	DG-10-AA	DG-10-S7	DG-10-S8
Working pressure(MPa)	0.2-0.6	0.2-0.6	0.2-0.6	0.2-0.6	0.2-0.6	0.2-0.6	0.2-0.6	0.2-0.6	0.2-0.6	0.2-0.6	0.2-0.6	0.2-0.6
Standard length(mm)	107	281	107	281	82.5	327	527	107	28	50/94	313.5	107
Nozzle size(mm)	Φ3.8	Φ3.8	Φ3.8	Φ3.8	Φ3.0	Φ4.0	Φ4.0	Φ3.8	Φ2.0	Φ2.0	Φ2.5	Φ3.8



DG-10-AB

Double blister:60PCS
59X32X48cm 15/13KGS
20':18543, 40'HQ:43046

DG-10-AC

Double blister:60PCS
59X32X48cm 15/13KGS
20':18543, 40'HQ:43046

DG-10-AD

Double blister:60PCS
52X32X48cm 15/13KGS
20':18543, 40'HQ:43046

MA-009

Slide blister card:100PCS
45X36X24cm 10/9KGS
20':71979, 40'HQ:167095

MA-010

7PCS BLOW GUN KIT
Slide blister card:100PCS
54.5X46X24cm 10/9KGS
20':46511, 40'HQ:107973


MA-011

5PCS BLOW GUN KIT
Slide blister card:100PCS
55X40X23.5cm 16/14KGS
20':54158, 40'HQ:125725



MA-012

20PCS BLOW GUN KIT
10PCS 65x30.5x45 17/15KGS
20':3139, 40'HQ:7286



MA-013

14PCS BLOW GUN KIT
20PCS 43x31x20 13/11KGS
20':20973, 40'HQ:48689




MA-014

17PCS BLOW GUN KIT
20PCS 57.5x36x26.5cm
20':10180, 40'HQ:23620



MA-015

17PCS BLOW GUN KIT
20PCS 35.5x26.5x20.5cm
20':28800, 40'HQ:66900



MA-016

25PCS BLOW GUN KIT



SCK-01

12PCS SPRAY GUN CLEANING KIT



K12-2011B3

13PCS AIR ACCESSORY KIT

Including:


- 5PCS brushes
- 5PCS wooden picks
- 1PC cleaning needle
- 1PC container of spray gunlube
- 1set/slide blister carb
- 40sets/CTN
- 41x28x37cm 4/3KGS
- 20':27200 40'HQ:60200

Including:

- 1pc 7.5M air hose
- 2pcs female quick coupler
- 1pc male quick coupler
- 1pc inflating chuck
- 1pc rubber nozzle
- 1pc inflating needle
- 1pc air blow gun
- 2pcs female quick nipple
- 2pcs male quick nipple
- Doubleblisterpacking
- 10SETS/CTN
- 60x35x37.5CM
- G.N/W: 9/8KGS
- 20FT(SETS):3550
- 40FT(SETS):7500

PROFESSIONAL INFLATING GUN

Patent industrial air inflating gun.
Ergonomic handle,nice looking, portable and easy to operate.
Durable with anti-shock gauge and high property sealing valve.
Ideal for tire pressure checking, tire inflating and tire pressure releasing for various vehicle tires.



Optional choice:

Reliable quality of brass tire chuck
and dual-head tire chuck for jobs

MODEL:TG-18

Working Pressure:0-8bar
Pressure Gauge Range:0-12bar
Color box
QTY/CTN: 20PCS/CTN
G.N/W:14/13KGS

Patent handle
Non-slip and
comfortable

Smart trigger design



MODEL:TG-18A

Gauge Dia:80mm
Working Pressure:0-8bar
Pressure Gauge Range:0-12bar
Color box
QTY/CTN: 20PCS/CTN
G.N/W:14/13KGS




MODEL:TG-18-1

Gauge Dia:63mm
Working Pressure:0-8bar
Pressure Gauge Range:0-12bar
Color box
QTY/CTN: 20PCS/CTN
G.N/W:14/13KGS

Digital Gauge


Three measuring units display



MODEL:TG-18A1

Gauge Dia:80mm
Working Pressure:0-8bar
Pressure Gauge Range:0-18bar
Color box
QTY/CTN: 20PCS/CTN
G.N/W:14/13KGS

MEAS:62x30x31.5cm
20':9400 40'HQ:21500
Slide blister card packing:
20PCS/CTN MEAS: 41.5x37x36cm
G.N/W: 14/13KGS



MODEL:TG-1B

MODEL:TG-1

Slide blister card:40PCS. 68x38x33cm
18/16KGS 20':13130, 40'HQ:30480

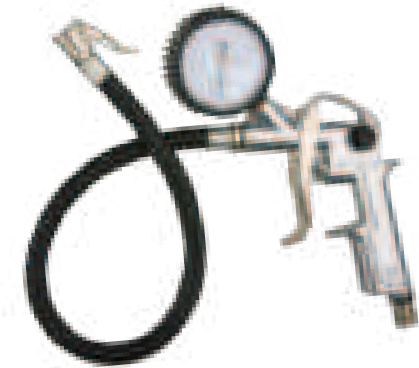


MODEL:TG-10

Slide blister card:40PCS. 68x38x33cm
18/16KGS 20':13130, 40'HQ:30480




Optional choice: dual-head chuck



MODEL:TG-5

Slide blister card:40PCS. 68x35x31cm
16/15KGS 20':15886, 40'HQ:36879

Digital pressure gauge,
convenient for tire pressure
checking and inflating.



60mm Gauge
Optional

MODEL:TG-5B


Slide blister card:40PCS. 65x35x31cm
16/15KGS 20':15886, 40'HQ:36879



MODEL:TG-11

Slide blister card:40PCS. 65x35x31cm
18/13KGS 20':15886, 40'HQ:36879

Digital pressure gauge,
convenient for tire pressure
checking checking and inflating.



60mm Gauge
Optional


MODEL:TG-11B

Slide blister card:40PCS. 65x35x31cm
18/13KGS 20':15886, 40'HQ:36879



MODEL:TG-8

Slide blister card:32PCS. 65X50X31cm
16/14KGS 20':8888, 40'HQ:20634



MODEL:LN-3

Color box 20pcs 49x29.5x26.5m
8/7KGS 20':14340, 40'HQ:32800



MODEL:TG-15

Slide blister card:32PCS/CTN 65x50x31cm
15/13KGS 20':9120, 40'HQ:20480




MODEL:TG-16

color box 20pcs 56.5x35.5x52cm
19/17KGS 20':5369, 40'HQ:12464

PERFORMANCE PARAMETER

Tire Inflating Gun Series, mainly used for inflating tires and measuring tire pressure,or releasing tire pressure
Air Inlet:1/4" Rated Pressure:≤150PSI Max.Pressure: 170PSI



MODEL:TG-2

Slide blister card: 40pcs
72x32x28cm 14/12KGS
20':17364, 40'HQ:40130



MODEL:TG-6

Slide blister card: 40pcs
65x35x31cm 16/15KGS
20':15886, 40'HQ:36879



MODEL:TG-7

Slide blister card: 40pcs
65x50x31cm 17/15KGS
20':11111, 40'HQ:25793



MODEL:DO-8

2PCS/Color box:20PCS 59x44x36 14/12KGS
20':5989, 40'HQ:13903

MODEL:DO-9

2PCS/Color box: 59x44x42 14/12KGS
20':5137, 40'HQ:11926

MODEL:DO-10

2PCS/Color box:20PCS 59x44x42 15/13KGS
20':5137, 40'HQ:11926
Double blister:20PCS 65x44x47 14/12KGS
20':4166, 40'HQ:9672



MODEL:DO-15

2PCS/Color box:20PCS 59x44x42 14/12KGS
20':5137, 40'HQ:11926

MODEL:DO-20

2PCS/Color box:20PCS 59x44x42 14/12KGS
20':5137, 40'HQ:11926

MODEL:DO-15-P

2PCS/Color Box 20PCS 59x44x36cm 12/10KGS
20':6100, 40'HQ:13800



MODEL:LN-4

Standard package: color box 10PCS
G.N/W: 8/7KGS 53x38.5x64.5 cm
20':2150 40'HQ:4860

MODEL:DG-10-EC

2PCS/Color box:20PCS 59x44x48cm 14/12KGS
20':4494, 40'HQ:10433
Double Blister: 20PCS 72.5x41.5x38.5cm 15/13KGS
20':4835, 40'HQ:11226

MODEL:DO-9-EC

Color box:20PCS 59x44x48cm 14/12KGS
20':4494, 40'HQ:10433



MODEL:DS-1A

Slide blister card: 40PCS
68x38x33cm 13/12KGS
20':13130, 40'HQ:30480

MODEL:DS-1B

Slide blister card: 40PCS
68x38x33cm 13/12KGS
20':13130, 40'HQ:30480

MODEL:DS-2

Double blister: 24PCS
65x36x36cm 15/13KGS
20':7980, 40'HQ:18527



MODEL:DS-4

Double blister: 24PCS
65x36x36cm 15/13KGS
20':7980, 40'HQ:18527

MODEL:DS-10

Color box: 20PCS
52x34x42cm 13/11KGS
20':7573, 40'HQ:17496

MODEL:DS-10-2

Color box: 20PCS
52x34x42cm 13/11KGS
20':7573, 40'HQ:17496



MODEL:DS-9

Color box: 24PCS
38x32x34cm 14/12KGS
20':16271, 40'HQ:37772

MODEL:DS-8

Double blister: 24PCS
65x36x36cm 15/13KGS
20':7980, 40'HQ:18527

MODEL:DO-8-EC2

Color box:20PCS 57x50x40 14/12KGS
20':5000, 40'HQ:11300



MODEL:PS-1

Color Box 20PCS 54x44x37cm 18/16KG
AIR SAND BLASTER KIT
Complete with hose, pick up tool and extra parts.
Designed for fast efficient sand blasting, liquid or air
Slide blister card: 10PCS 38x30x35cm 12/13KGS
Double blister: 10PCS 38x31x43cm 10/14KGS
20':5522, 40'HQ:12820



MODEL:PS-3

Rated pressure:0.2-0.5Mpa
Max pressure:s0.63Mpa
Color box 20PCS 72.5x51.5x24cm 18/16KGS
20':6240, 40'HQ:14500



MODEL:PS-6

Nozzle Diameter: 0.5
Work Pressure: 0.3-0.4Mpa
Air Consumption :4 SCFM
Emery Delivery:200 g/min
Air Nozzle Size: 2.8mm
Cup Size:850ml
Type: Suction
4pcs different extra nozzles;
1 bottle sand (0.5kg/bottle,0.2/0.8mm),
1 white recycling bag
Color box
10PCS/60x30x50cm 17/15KGS
20':3110, 40'HQ: 7110



MODEL:DO-8-EC

Color box:20PCS 57x50x40 14/12KGS
20':5000, 40'HQ:11300



MODEL:DS-7

Air derusting gun W/Cup
Capacity:1100ml
Rated pressure:0.4-0.6Mpa
Max pressure:0.7Mpa
Air Inlet:1/4"
Designed to spray derusting material.
1 brass quick coupler, 2 flexible wands.
Color box 10PCS 54.5x30x54.5cm N.G/W:17/16KGS
20':3142, 40'HQ:7295



MODEL:DS-12-EC

Color box:10PCS/CTN 74x28x24.5CM
20': 5600PCS, 40'HQ:12700PCS



MODEL:LN-5

Standard package: color box 10PCS
G.N/W: 7/6KGS 53x23.5x64.5 cm
20':3500 40'HQ: 7900



MODEL:D002 Brass water gun

Color box 20PCS/CTN
41x23x22CM 12/11KGS
20':27000PCS 40'HQ:61700PCS



MODEL:DG-10EK

Slide blister card: 40pcs
54x42x36cm 15/14KGS
20':13725, 40'HQ:31862



MODEL:DS-5

Slide blister card: 40pcs
65x36x36cm 15/13KGS
20':13301, 40'HQ:30878


PROFESSIONAL POLYURETHANE SEALING GUN



MODEL:GF-004

AIR SILICONE ADHESIVE GUN
Operating Pressure:2.5-5 Bar
Air inlet:1/4"
Capacity of Cartridge:310ml
Color box:10PCS 37x35x33cm 10/9KGS
20':6557, 40'HQ:15222


GREASE GUN



MODEL:PS-5

HEAVY DUTY LEVER GREASE GUN


The pistol-style, single-shot hand Grease gun is a specially designed, high-quality professional hand tool, made of the best material and ideal for lubricating maintenance for transporation implements, agriculture machinery and industrial equipment etc.
Color box 10PCS 40x37x27cm 13/12kgs
20':7000, 40'HQ:16250



2 IN 1 AIR GREASE GUN MODEL:PS-7KIT

1PC PS-7
1PC PS-5 gun body
1PC Female coupler
1PC Male thread air plug
1PC Steel tube
1PC Flexible tube

DOUBLE BLISTER
10PCS/CTN 65.5X56.5X31.5cm
20':2400, 40'HQ:5450



Including: 1pc extra flexible hose with nozzle for convenient operation on special areas.

MODEL:PS-7

AIR GREASE GUN

Epochal, innovative achievement for constructional improvment designed facility
Fully automatic, cycles continuous grease flow with trigger depressed.
Exclusive air piston design assures consistant priming
Heavy-duty spring for prime retention

Air Pressure:30-90PSI
Compression ratio: 1:30
Air Inlet:1/4"
Capacity:400cc
Color box 10PCS 40x37x37cm 14/13kgs
20':5109, 40'HQ:11861

MODEL:PS-7A CONTINUOUS PUMPING GREASE GUN


Ergonomic design for comfortable, easy operation.
Fully automatic, cycles continuous grease flow with trigger pressed greatly improves greasing efficiency.
Exclusive air piston design assures constant priming.
Heavy-duty spring for prime retention.
Suitable for greasing jobs in Auto maintenance, Hardware industry, and mechanical industry etc.

Working pressure : 30-120PSI
Compression ratio: 1:45
Air inlet: 1/4"
Capacity: 400cc
Color box 10PCS 40x37x37cm 14/13kgs
20':5109, 40'HQ:11861

TIRE CHUCK AND TIRE GAUGE




DC-1



DC-3



DC-4



DC-2



DC-3A



DC-5

ARO TYPE AIR QUICK COUPLER & NIPPLE

Optional size: 1/4", 3/8", 1/2"

Steel material, Nickel, Chrome plated or electrophoresis
finish in blue, green, red color



ISRAEL TYPE QUICK COUPLER & NIPPLE

Optional size: 1/4", 3/8", 1/2"

Steel material. Nickel, ZINC or Chrome plated



IL-1

IL-2

IL-3

IL-4

IL-5

IL-6

AMERICAN TYPE



AQ-1
• 1/4"
• 3/8"
• 1/2"



AQ-2
• 1/4"
• 3/8"
• 1/2"



AQ-4
• 1/4"
• 3/8"
• 1/2"



AQ-5
• 1/4"
• 3/8"
• 1/2"



AQ-6
• 1/4"
• 3/8"
• 1/2"



AQ-7
• 1/4"
• 3/8"
• 1/2"

EUROPEAN TYPE



EQ-1
• 1/4"
• 3/8"
• 1/2"



EQ-2
• 1/4"
• 3/8"
• 1/2"



EQ-3
• 1/4"
• 3/8"
• 1/2"



EQ-4
• 1/4"
• 3/8"
• 1/2"



EQ-5
• 1/4"
• 3/8"
• 1/2"



EQ-6
• 1/4"
• 3/8"
• 1/2"

JAPANESE TYPE



JQ-1
• 1/4"
• 3/8"
• 1/2"



JQ-2
• 1/4"
• 3/8"
• 1/2"



JQ-3
• 1/4"
• 3/8"
• 1/2"



JQ-7
• 1/4"
• 3/8"
• 1/2"



JQ-4
• 1/4"
• 3/8"
• 1/2"



JQ-5
• 1/4"
• 3/8"
• 1/2"



JQ-6
• 1/4"
• 3/8"
• 1/2"

ENGLAND TYPE



EN-1
• 1/4"
• 3/8"
• 1/2"



EN-2
• 1/4"
• 3/8"
• 1/2"



EN-3
• 1/4"
• 3/8"
• 1/2"



EN-4
• 1/4"
• 3/8"
• 1/2"



EN-5
• 1/4"
• 3/8"
• 1/2"



EN-6
• 1/4"
• 3/8"
• 1/2"




EN-7
• 1/4"
• 3/8"
• 1/2"


HOSE CONNECTORS



MA-1
Male 1/4", 1/4"



MA-2



FMA-3
Female 1/2"
Male 3/8"



MA-3
Female 1/2"
Male 3/8"



MA-4
Male 1/2", 3/8"



MA-6
Male 1/2", 3/8"

ONE TOUCH UNIVERSAL TYPE



OT-1
• 1/4"
• 3/8"
• 1/2"



OT-2
• 1/4"
• 3/8"
• 1/2"



OT-3
• 1/4"
• 3/8"
• 1/2"



The UNIVERSAL coupler will accept
ITALIAN, GERMAN, ARO type plugs.



AIR CHUCK WITH CILP (BRASS)



AC-1
FEMALE
• 1/4"



AC-2
FEMALE
• 1/4"



AC-3
FEMALE
• 1/4"



AC-4




AC-5

AIR CHUCK

AIR QUICK COUPLER




2W-a




2W-b



3W



3W-b



4W-b

UNIVERSAL TYPE



NUQ-1
3/8"



NUQ-1
1/4"



NUQ-2
1/4"



NUQ-2
3/8"



YQ
3/8"

UNIVERSAL TYPE



NUQ-3PCS



NUQ-4PCS



NUQ-5PCS 8-12mm

UNIVERSAL TYPE



UQ-1
• 1/4"
• 3/8"
• 1/2"



UQ-2
• 1/4"
• 3/8"
• 1/2"



UQ-3
• 1/4"
• 3/8"
• 1/2"



UQ-4
• 1/4"
• 3/8"
• 1/2"

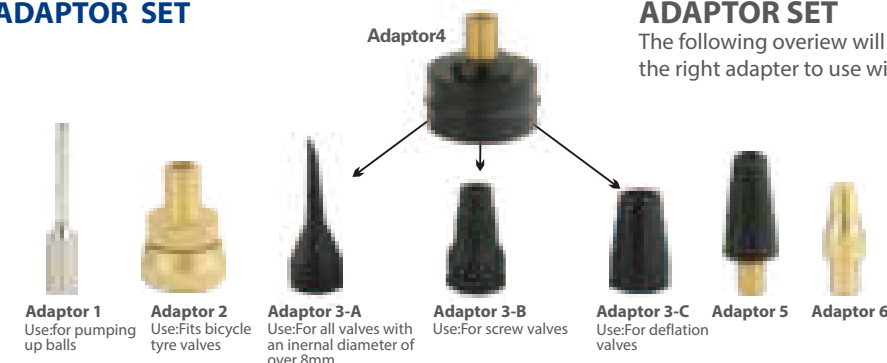


UQ-5
• 1/4"
• 3/8"
• 1/2"



UQ-6
• 1/4"
• 3/8"
• 1/2"

6PCS ADAPTOR SET



ADAPTOR SET

The following overview will help you to choose
the right adaptor to use with various valves.

1set/color box 150sets/CTN
76x26x48cm 21.5/20.5KGS
20'45750 40'HQ:101250



MA001

100PCS 32X22X18cm
12/14KGS
20':220472, 40HQ:511811



MA002

100PCS 32X22X18cm
12/14KGS
20':220472, 40HQ:511811



MA003

100PCS 32X22X18cm
12/14KGS
20':220472, 40HQ:511811



MA004

100PCS 32X22X18cm
12/14KGS
20':220472, 40HQ:511811



MA005

100PCS 35X22X18cm
13/15KGS
20':201438, 40HQ:467625




MA007

100PCS 32X22X18cm
12/14KGS
20':220472, 40HQ:511811




MA006

100PCS 45X36X24cm
17/19KGS
20':71979, 40HQ:167095




EU001

100PCS 41X30X18cm
13/15KGS
20':126696, 40HQ:294117




EU002

100PCS 41X30X18cm
13/15KGS
20':126696, 40HQ:294117




EU003

100PCS 41X30X18cm
13/15KGS
20':126696, 40HQ:294117



EU004

100PCS 41X30X18cm
13/15KGS
20':126696, 40HQ:294117




EU005

100PCS 41X30X18cm
13/15KGS
20':126696, 40HQ:294117



EU006

100PCS 41X30X18cm
13/15KGS
20':126696, 40HQ:294117




EU007

100PCS 41X30X18cm
13/15KGS
20':126696, 40HQ:294117




EU008

100PCS 41X30X18cm
13/15KGS
20':126696, 40HQ:294117



EU009

100PCS 54X32X26cm
15/17KGS
20':62360, 40HQ:144766



EU010

100PCS 41X36.5X28cm
13/14KGS
20':66825, 40HQ:155131



EU011

100PCS 41X41X37.5cm
16/18KGS
20':44444, 40HQ:103174




EU012

100PCS 41X36.5X28cm
13/14KGS
20':66825, 40HQ:155131



EU013

100PCS 45X28X29cm
19/20KGS
20':76712, 40HQ:178082



EU014

20PCS 32.5X21X16.5cm
100PCS 39X35X25.5cm
18/16KGS



EU015



TG-3

24PCS 68X38X33cm 15/17KGS
20':7878, 40HQ:18288




TG-4

100PCS 41X30X35cm
15/17KGS
20':64965, 40HQ:150812



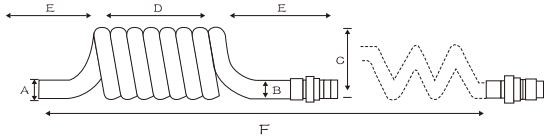
TG-9

50PCS 53X36X24cm
8/9KGS
20':30567, 40HQ:70960



Transparent Red 1788c Black
Orange 021c Blue 3005c Yellow 109c

Optional colors:




MODEL	A(mm)	B(mm)	C(mm)	D(mm)	E(mm)	F(mm)
PU010	8	5.5	60	140	50	3
				290		6
				430		9
				590		12
				600		15
PU011	10	6.5/7	70	155	70	3
				320		6
				500		9
				660		12
				710		15
PU012	12	8/8.5	82	150	80	3
				310		6
				500		9
				650		12
				870		15

PU COIL AIR HOSE

Air hose: for oxygen lines, oil & fuel lines, vacuum Equipment, paint machine. Pneumatic and hydraulic system machine. automobile industry. Applications: aerospace Manufacturers, air brush Artists, air tools, auto repair, automotive assembly lines, blow guns. instrumentation, car wash systems, electronic controls etc.

Water hose: available in lengths of 25' & 50'
Great flexibility designed to resist hard work
at the gardens, recommended for all weather use.





Red 186c
Orange 1665c
Blue 3005c
Yellow 137c
Black C

MODEL:PU001

Spiral air hose with connectors
Available material:PU,PE
Available size: 1/4" 3/8"

Length: 5m:100PCS 66x43x43cm 20':22950, 40HQ:53278
10m:50PCS 66x43x43cm 20':11475, 40HQ:26639
4m:100PCS 53x43x44cm 20':27916, 40HQ:64805
8m:50PCS 53x43x44cm 20':13958, 40HQ:32402
12m:25PCS 43x40x44cm 20':9247, 40HQ:21466
7.5m:50PCS 50x43x43 20':15135, 40HQ:35135
15m:20PCS 51x43x34.5 20':7397, 40HQ:17173



MODEL:PU002

PVC AIR HOSE
Available material:PVC
3/8" X10m shrink packing
10sets 47x24x41cm 13/11KGS
20':6060, 40HQ:14069

MODEL:PU007

Transparent PVC air hose
Inside and outside Diameter: 6x11MM
LENGTH: 10M 20PCS 46x45.5x38cm 24/22kgs
20': 7040, 40'HQ:16100
15M 10PCS 45x23x53cm 17/15kgs
20': 5100, 40'HQ: 11839

Inside and outside Diameter: 10x14MM
LENGTH: 15M 10PCS 64x32.5x38cm 19.5/18kgs
20': 3550, 40'HQ:8100



MODEL:PU008

Flexible braided air brush hose
Inside and outside Diameter: 4.5x7.5mm
Length: standard 1.5m (1.8m, 3.0m optional)
Female thread fittings: 1/4" & 1/8"
Maximum working pressure:145PSI
Package: slide blister card
QTY/Inner CTN: 20PCS QTY/CTN: 40PCS
CTN SIZE: 32x25x28.5cm G.W/N.W: 5.5/4.5KGS



MODEL:MF-6A

AIR KNUCKLE JOINT

A great way to connect air tools and increase maneuverability. Lightweight aluminum construction
1.Color box 50PCS/23x23x21cm 4/3KGS
2.slide blister card
QTY/Inner CTN: 50PCS/ 30x28.5x8CM
QTY/CTN: 100PCS/32x30x19CM
G.W/N.W:8.7/7.8KGS



MODEL:MF-7

MINI INLINE AIR REGULATOR

Provides quick regulation of air flow.
Brass plated steel.
1.Color box 50PCS/23x23x21cm 4/3KGS
2.slide blister card
QTY/Inner CTN: 50PCS/ 28.5x27x8CM
QTY/CTN: 100PCS/27x25x19CM
G.W/N.W:7.4/6.5KGS

Size:1/4,3/8 or 1/2,
Use Pressure:0-150PSI
Max.Pressure:220PSI



MODEL:MF-1A

50PCS 23x23x21cm 6/5KGS
20:126126, 40HQ:292792




MODEL:MF-1B

50PCS 23x23x21cm 5/4KGS
20:126126, 40HQ:292792



MODEL:MF-2

50PCS 54x39x39cm 26/25KGS
20:17052, 40HQ:39585



MODEL:MF-3

25PCS 73x25x42.5cm 23.5/25KGS
20:8925, 40HQ:20500



MODEL:MF-4

50PCS 42x41x19cm 6/5KGS
20:424242, 40HQ:984848




MODEL:MF-5

50PCS 42x21x19cm 5/4KGS
20:83333, 40HQ:193452



MODEL:MF-8

50PCS 42x28x28cm 9/8KGS
20:42553, 40HQ:98784




MODEL:MF-9

50PCS 52x38x30cm 13/11KGS
20:23608, 40HQ:54806



MODEL:MF-10

10PCS 40x38x24cm 17/15KGS
20:7671, 40HQ:17808



MODEL:MF-11

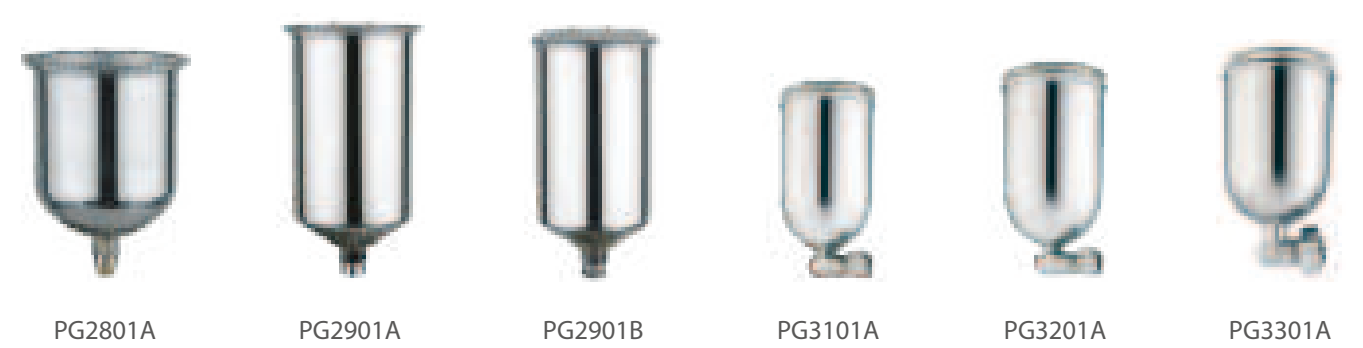


MODEL:MF-12



MODEL	CUP CAPACITY (ml)	MATERIAL	CUP INLET CONNECTOR	SURFACE TREATMENT/COLOR
PLASTIC				
PG1101A	100	PP	Female thread,M14x1	White
PG1101B	100	PA6	Female thread,M14x1	White
PG1102A	100	PP	Male thread,unf35/64"-20	White
PG1102B	100	PA6	Male thread,unf35/64"-20	White
PG1103A	100	PA6	Female thread,M14 × 1	White Translucent With Color Decorations
PG1103B	100	PP	Female thread,M14 × 1	White With Color Decorations
PG1104A	100	PP	Female thread,M14 × 1	White With Color Decorations
PG1601A	600	PP	Female thread,G3/8	White
PG1601B	600	PA6	Female thread,G3/8	White
PG1601C	600	PP	Male thread,M12x1	White
PG1601D	600	PP	Male thread,35/64"-20UNF	White
PG1602A	600	PA6	Female thread, G3/8	White translucent With color decorations
PG1602B	600	PP	Female thread, G3/8	White with color
PG1603A	600	PA6	Female thread, G3/8	White
PG1603B	600	PA6	Female thread, G3/8	White
PG1603C	600	PA6	Male thread, M12X1	White
PG1603D	600	PA6	Male thread, unf35/64"-20	White
PG1603E	600	PA6	Female thread, M16X1.5	White
PG1603F	600	PA6	Female thread, G3/8	White translucent With color decorations

MODEL	CUP CAPACITY (ml)	MATERIAL	CUP INLET CONNECTOR	SURFACE TREATMENT /COLOR	LID OF CUP
ALUMINUM STRETCH					
PG2101A	100	AL	Male thread,unf35/64"-20	Polishing	AL
PG2101B	100	AL	Male thread,unf35/64"-20	Polishing	Plastic
PG2101C	100	AL	Female thread,M14x1	Polishing	AL
PG2101D	100	AL	Female thread,M14x1	Polishing	Plastic
PG2401A	400	AL	Male thread,unf35/64"-20	Polishing	AL
PG2601A	600	AL	Male thread,unf35/64"-20	Polishing	AL
PG2601B	600	AL	Male thread,unf35/64"-20	Polishing	Plastic
PG2601C	600	AL	Female thread, G3/8	Polishing	AL
PG2601D	600	AL	Female thread, G3/8	Polishing	Plastic
PG2601E	600	AL	Female thread, G3/8	Polishing	Al screw lid With plastic gasket
PG2601F	600	AL	Female thread, G3/8	Polishing	Al screw lid With rubber gasket
PG2601G	600	AL	Male thread,M12x1	Polishing	AL



MODEL	CUP CAPACITY (ml)	MATERIAL	CUP INLET CONNECTOR	SURFACE TREATMENT /COLOR	LID OF CUP
ALUMINUM STRETCH					
PG2801A	800	AL	Male thread,unf35/64"-20	Polishing	AL
	1000	AL	Female thread,G3/8	Polishing	AL
PG2901A	1000	AL	Female thread,G3/8	Polishing	AL
	1000	AL	Female thread,G3/8	Polishing	Plastic
PG2901B	1000	AL	Female thread,G3/8	Polishing	Plastic
ALUMINUM DIE-CASTING					
PG3101A	100	ADC12	Female thread,G1/4	Polishing	AL
PG3201A	250	ADC12	Female thread,G1/4	Polishing	AL
PG3301A	350	ADC12	Female thread,G1/4	Polishing	AL

MODEL	CUP CAPACITY (ml)	MATERIAL	CUP INLET CONNECTOR	SURFACE TREATMENT/COLOR
ALUMINUM STRETCH				
PS2601A	650	AL	Female thread G1/4	Oxidation
PS2601B	650	AL	Female thread G1/4	Oxidation
PS2701A	750	AL	Male thread,circular thread Φ69x6	Polishing
PS2801A	850	AL	Female thread G1/4	Polishing
PS2902A	1000	AL	Male thread,circular thread Φ69x6	Polishing
PS2902B	1000	AL	Female thread G3/8	Polishing
PS2902C	1000	AL	Female thread G3/8	Polishing
PS2902D	1000	AL	Female thread G3/8	Polishing
PS2902E	1000	AL	Female thread G3/8	Polishing
PS2903A	1000	AL	Female thread G3/8	Polishing
PS2905A	1000	AL	Female thread G3/8	Polishing
PS2908A	1200	AL		Oxidation
PS2908B	1200	AL		Oxidation


MODEL:FJ-1600Li LITHIUM BATTERY GREASE GUN

Features:

- Equipped with a brushless all-copper motor, 1 second grease delivery, low power consumption, strong power, low noise.
- The chain design in cartridge is more secure than the pull rod type, and the chain can be fixed on the tool's magnet which save space.
- Up to 16 cartridges of grease per charged battery.

Application:

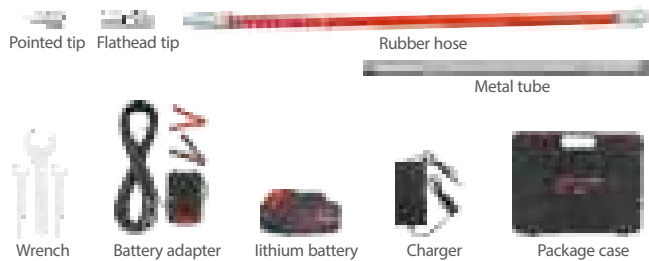
It is widely used in automobile manufacturing, automobile repair and maintenance industry, oil change center, machining industry, manufacturing industry, mining and other industries. Suitable for chain, bearing, gear and various mechanical equipment lubrication.



MODEL:FJ-1620Li LITHIUM BATTERY GREASE GUN

Features:

- 90° rotating handle, adapt to different scenarios.
- Two power supply modes: Lithium Battery & Storage battery directly.
- Up to 14 cartridges of grease per charged battery.



MODEL:FJ-31Li LITHIUM BATTERY PAINT SPRAY GUN

Features:

- Simple disassembly design, easy to carry and clean.
- Strong power, Multi effect spraying, Fine atomization.
- Copper nozzle and needle, ensuring smooth paint output, anti-clogging, anti-corrosion, and long-lasting durability.
- With stepless flow control, adjust spray width easily.
- Soft grip handle.

Application:

It can be used for emulsion paint, resin paint, oil paint, metal paint, wood paint, etc.

Standard Accessories



MODEL:FJ-31EC ELECTRIC PAINT SPRAY GUN


Features:

- Simple disassembly design, easy to carry and clean.
- Strong power, Multi effect spraying, Fine atomization.
- Copper nozzle and needle, ensuring smooth paint output, anti-clogging, anti-corrosion, and long-lasting durability.
- With stepless flow control, adjust spray width easily.
- Soft grip handle.

Application:

It can be used for emulsion paint, resin paint, oil paint, metal paint, wood paint, etc.

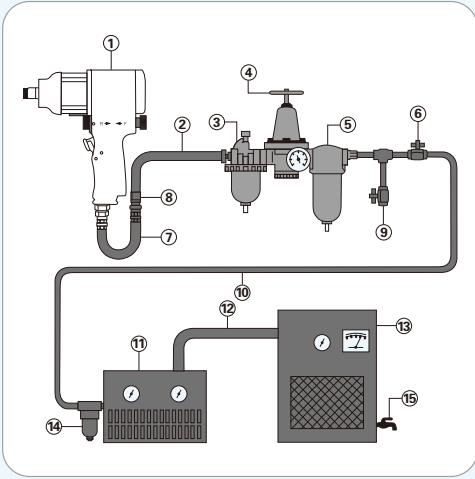
Standard Accessories



MODEL:FJ-1600Li		MODEL:FJ-1620Li	
Max pressurer: 9000Psi	Delivery: 600cc	Max pressurer: 9000Psi	Capacity: 600cc
Voltage: 21V	Size of Ctn: 59.5x47x39cm 6PCS	Voltage: 21V	Size of Ctn: 60x49x32cm 6PCS
Grease: 0-3#	Weight: 27kgs	Grease: 0-3#	Weight: 31kgs
Delivery: 180g/min		Delivery: 120g/min	

MODEL:FJ-31Li		MODEL:FJ-31EC	
Rated power: 120W	Spray distance: 200-250mm	Rated power: 400W	Pattern length: 200-300mm
Rated voltage: 18V	Pattern length: 200-300mm	Rated voltage: 120V/230V	Viscosity: 10-40s
Rated speed: 40000RPM	Viscosity: 10-25s	Rated speed: 36000RPM	Cup Capacity: 1000ml
Battery capacity: 1.5AH/3AH/6AH	Cup Capacity: 1000ml	Nozzle size: 1.0/1.5/2.0/2.5	Size of Ctn: 91.5x30.5x43.5cm 10PCS
Nozzle size: 1.0/1.8/2.0/2.5mm	Size of Ctn: 91.5x30.5x43.5cm 10PCS	Max fluid delivery: 750-850ml/min	Weight: 16kgs/17kgs
Max fluid delivery: 300-400ml/min	Weight: 16kgs/17kgs	Spray distance: 200-250mm	

AIR SYSTEM LAYOUT



- | | |
|------------------------------|-------------------------------------|
| 1.Air Tool | 9.Drain Daily |
| 2.Air Hose 3/8"(i.d.) | 10.1/ 2" Or Larger Pipe And Fitting |
| 3.Oiler | 11.Air Dryer |
| 4.Regulator Assembly | 12.1" Or Larger Pipe And Fitting |
| 5.Filter | 13.Air Compressor |
| 6.Shut Off Valve | 14.Auto Drain |
| 7.Whip Hose | 15.Drain Daily |
| 8.Coupler Body And Connector | |

CONVERSION FACTORS

TORQUE

- 1kpm=9.80665Nm
1ft-lb=0.138kg-m
1ft-lb=1.35582Nm
1Nm=0.737562ft-lb
1Nm=0.101972kpm
1kg-m = 9.8Nm
1kg-m = 7.23314ft-lb

FLOW

- 1cfm=28.3168L/min
1cfm=0.471947L/s=0.0283m3/min
1L/s=2.1189cfm
1m3/hr=0.277778L/s
1m3/hr=35.317ft3/hr=1000.08L/s
1m3/hr=0.02832m3/hr
1m3/min=16.668L/s=35.335cfm
1cfm=0.0283m3/min

PRESSURE

- 1bar=100kpa
1psi=6.89476kpa
1bar=14.25psi
1kp/cm2(at)=98.0665kpa
1kpa=0.01bar
1kpa=0.0101972kp/cm2(at)
1kpa=0.145038psi


MODEL:FJ-1600Li LITHIUM BATTERY GREASE GUN

Features:

- Equipped with a brushless all-copper motor, 1 second grease delivery, low power consumption, strong power, low noise.
- The chain design in cartridge is more secure than the pull rod type, and the chain can be fixed on the tool's magnet which save space.
- Up to 16 cartridges of grease per charged battery.

Application:


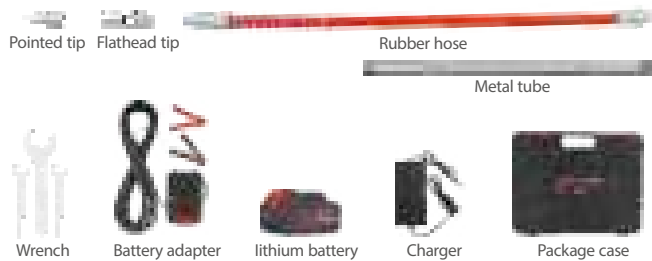
It is widely used in automobile manufacturing, automobile repair and maintenance industry, oil change center, machining industry, manufacturing industry, mining and other industries. Suitable for chain, bearing, gear and various mechanical equipment lubrication.



MODEL:FJ-1620Li LITHIUM BATTERY GREASE GUN

Features:

- 90° rotating handle, adapt to different scenarios.
- Two power supply modes: Lithium Battery & Storage battery directly.
- Up to 14 cartridges of grease per charged battery.



MODEL:FJ-31Li LITHIUM BATTERY PAINT SPRAY GUN

Features:

- Simple disassembly design, easy to carry and clean.
- Strong power, Multi effect spraying, Fine atomization.
- Copper nozzle and needle, ensuring smooth paint output, anti-clogging, anti-corrosion, and long-lasting durability.
- With stepless flow control, adjust spray width easily.
- Soft grip handle.

Application:

It can be used for emulsion paint, resin paint, oil paint, metal paint, wood paint, etc.

Standard Accessories



MODEL:FJ-31EC ELECTRIC PAINT SPRAY GUN


Features:

- Simple disassembly design, easy to carry and clean.
- Strong power, Multi effect spraying, Fine atomization.
- Copper nozzle and needle, ensuring smooth paint output, anti-clogging, anti-corrosion, and long-lasting durability.
- With stepless flow control, adjust spray width easily.
- Soft grip handle.

Application:

It can be used for emulsion paint, resin paint, oil paint, metal paint, wood paint, etc.

Standard Accessories



MODEL:FJ-1600Li		MODEL:FJ-1620Li	
Max pressurer: 9000Psi	Delivery: 600cc	Max pressurer: 9000Psi	Capacity: 600cc
Voltage: 21V	Size of Ctn: 59.5x47x39cm 6PCS	Voltage: 21V	Size of Ctn: 60x49x32cm 6PCS
Grease: 0-3#	Weight: 27kgs	Grease: 0-3#	Weight: 31kgs
Delivery: 180g/min		Delivery: 120g/min	

MODEL:FJ-31Li		MODEL:FJ-31EC	
Rated power: 120W	Spray distance: 200-250mm	Rated power: 400W	Pattern length: 200-300mm
Rated voltage: 18V	Pattern length: 200-300mm	Rated voltage: 120V/230V	Viscosity: 10-40s
Rated speed: 40000RPM	Viscosity: 10-25s	Rated speed: 36000RPM	Cup Capacity: 1000ml
Battery capacity: 1.5AH/3AH/6AH	Cup Capacity: 1000ml	Nozzle size: 1.0/1.5/2.0/2.5	Size of Ctn: 91.5x30.5x43.5cm 10PCS
Nozzle size: 1.0/1.8/2.0/2.5mm	Size of Ctn: 91.5x30.5x43.5cm 10PCS	Max fluid delivery: 750-850ml/min	Weight: 16kgs/17kgs
Max fluid delivery: 300-400ml/min	Weight: 16kgs/17kgs	Spray distance: 200-250mm	